



SCHOLARSHIP PREPARATION BOOK

2024

Table of Contents

1. Introduction to Private School Scholarships

- Importance of Scholarships
- Overview of Scholarship Types
- Benefits for Students and Families

2. Overview of Scholarly Training

3. List of Schools Offering Scholarships in NSW

- Comprehensive List of Schools
- Application Deadlines and Test Dates

4. Detailed Application Process

- Step-by-Step Guide to Applying
- Required Documentation
- Scholarship Tests and Interviews

5. Preparation Strategies for Scholarship Exams

- Importance of Early Preparation
- Utilising Scholarly Training Programs
 - WEMT + Trial Test Exam Prep
 - Writing Wizards
 - High School Prep
- Tips for Success in Scholarship Tests
- Common Mistakes to Avoid

Table of Contents

6. Preparation Strategies for Scholarship Interview

- Importance of the Interview
- Key Differences in Candidates
- Preparing for the Interview
 - Focus on Extracurriculars
 - Common Interview Questions and Strategies

7. Financial Considerations

- Understanding Costs Involved
- Budgeting for Private Education
- Financial Planning Tips



Scholarship

Chapter 1

Introduction to Private School Scholarships

In the realm of education, private schools have long been regarded as bastions of academic excellence, offering a unique environment that fosters intellectual growth, personal development, and a myriad of opportunities. However, the path to accessing these esteemed institutions is often paved with financial challenges. It is here that scholarships emerge as a beacon of hope, illuminating the way for talented and deserving students to embark on a transformative educational journey.

The Landscape of Private Education in NSW

Before delving into the specifics of scholarships, it's important to understand the context of private education in New South Wales. The state boasts a diverse range of private schools, each with its own unique ethos, strengths, and traditions. These schools typically offer:

- Smaller class sizes, allowing for more individualised attention
- State-of-the-art facilities for academics, sports, and the arts
- A wide range of extracurricular activities
- Strong emphasis on character development and leadership skills
- Extensive networks of alumni and industry connections

However, these advantages come at a cost, with annual fees often ranging from \$20,000 to \$40,000 or more. This financial barrier can be prohibitive for many families, which is where scholarships play a crucial role.

Importance of Scholarships

Scholarships play a pivotal role in the landscape of private education, serving as a bridge between aspiration and achievement. They are not merely financial aids; rather, they are powerful instruments of change, capable of altering the trajectory of a student's life. The importance of scholarships can be understood through several lenses:

1. Accessibility: Scholarships break down the financial barriers that often stand between talented students and quality education. They open doors to institutions that might otherwise remain closed, ensuring that academic potential is not stifled by economic constraints.

2. Meritocracy: By rewarding academic excellence, artistic talent, sporting prowess, or leadership qualities, scholarships reinforce the principle of meritocracy. They send a clear message that hard work, dedication, and exceptional abilities are valued and rewarded.

3. Diversity: Scholarships contribute to creating a diverse student body within private schools. By enabling students from various socio-economic backgrounds to access these institutions, they enrich the learning environment and foster a more inclusive educational ecosystem.

4. Motivation: The prospect of earning a scholarship can be a powerful motivator for students to strive for excellence. It encourages them to push their boundaries, develop their skills, and aim for higher academic and personal goals.

5. Financial Relief: For many families, the financial burden of private education can be overwhelming. Scholarships provide much-needed relief, allowing parents to invest in their child's education without compromising other essential aspects of family life.

6. Talent Development: Scholarships often provide access to specialised programs, advanced facilities, and expert mentorship that can nurture and develop a student's unique talents, whether in academics, sports, or the arts.

7. Social Mobility: By providing access to high-quality education and extensive networks, scholarships can be a powerful tool for social mobility, opening up opportunities that might otherwise be out of reach.

Overview of Scholarship Types

Private schools in New South Wales offer a diverse array of scholarships, each designed to recognise and nurture different forms of excellence. Understanding these various types can help students and families identify the opportunities that best align with their strengths and aspirations:

1. Academic Scholarships:

- Awarded to students who demonstrate exceptional academic ability and potential
- Often require high scores in scholarship examinations
 - May consider past academic performance, including school reports and standardised test results
- Can cover up to 100% of tuition fees

2. Need-Based Scholarships:

- Aimed at students from lower-income families
- Typically require demonstration of financial need alongside academic merit
- May involve a detailed assessment of family finances
- Can make private education accessible to those who might otherwise be unable to afford it

3. Sporting Scholarships:

- Recognise outstanding athletic ability and potential
- Often sport-specific (e.g., rugby, swimming, athletics)
- May require ongoing participation in school sports programmes
- Can include specialised coaching and access to advanced training facilities

4. Artistic Scholarships:

- Awarded for exceptional talent in areas such as music, visual arts, drama, or dance
- Often require auditions or portfolio submissions
- May include specialised tuition and performance opportunities
 - Can cover tuition fees and sometimes additional costs related to the artistic discipline

5. Leadership and General Excellence Scholarships:

- Celebrate all-round achievers who demonstrate leadership qualities alongside academic, sporting, or artistic talents
- Often involve a more comprehensive selection process, including interviews and group assessments
- Look for students who can contribute significantly to various aspects of school life

6. Specific Subject Scholarships:

- Some schools offer scholarships for excellence in particular subject areas, such as mathematics, sciences, or languages
- May involve subject-specific tests or projects as part of the application process

When considering these scholarship types, it's important to note that many schools offer combinations or variations of these categories. Some scholarships might cover full tuition, while others provide partial fee remission. Additionally, some schools offer bursaries, which are similar to scholarships but are typically awarded solely on the basis of financial need.

Benefits for Students and Families

The impact of a scholarship extends far beyond the immediate financial relief it provides. For students and their families, a scholarship can be a life-changing opportunity with wide-ranging benefits:

1. Access to Quality Education:

- Entry to some of the best educational institutions in the state
- Advanced curricula and learning opportunities
- State-of-the-art facilities for academics, sports, and the arts
- Exposure to expert teaching staff



2. Reduced Financial Burden:

- Partial or full coverage of tuition fees
- Allows families to allocate resources to other important areas of their child's development
- Can make private education sustainable for the entire duration of schooling

3. Enhanced Learning Environment:

- Smaller class sizes enabling more individualised attention
- Peer group of motivated and high-achieving students
- Wide range of extracurricular activities to develop well-rounded skills

4. Networking Opportunities:

- Access to a network of peers, alumni, and professionals
- Connections that can prove invaluable in future academic and career pursuits
- Exposure to industry leaders and potential mentors

5. Prestige and Recognition:

- Boost to student's confidence and self-esteem
- Recognition of talents and hard work
- Potential advantage in university admissions and future job applications

6. Preparation for Higher Education:

- Strong foundation for tertiary studies
- Exposure to rigorous academic standards
- Development of independent learning and critical thinking skills

7. Personal Growth:

- Challenging environment that fosters resilience and adaptability
- Opportunities for leadership and character development
- Exposure to diverse perspectives and experiences

8. Specialised Support:

- Access to career counselling and university preparation programs
- Personalised academic support and mentoring
- Opportunities for accelerated learning or specialised study programs

9. Cultural and Social Experiences:

- Exposure to a wide range of cultural activities and excursions
- Opportunities for international exchanges or study tours
- Development of social skills and global awareness

10. Long-term Financial Benefits:

- Potential for better career prospects and earning potential in the future
- Reduced need for student loans or financial assistance in tertiary education
 - Development of financial responsibility and understanding of the value of education

It's important to note that while scholarships offer numerous benefits, they also come with responsibilities. Scholarship recipients are often expected to maintain high academic standards, contribute positively to the school community, and serve as ambassadors for the scholarship program. This can create additional pressure, but it also provides valuable life lessons in managing expectations and balancing various commitments.

Conclusion

Scholarships represent a powerful opportunity for students to access high-quality private education, regardless of their financial circumstances. They not only provide financial assistance but also recognise and nurture talent, promote diversity, and offer a pathway to personal and academic growth.

As we delve deeper into the world of private school scholarships in New South Wales, it becomes clear that these opportunities are more than just financial aid packages. They are catalysts for change, instruments of empowerment, and pathways to excellence. In the chapters that follow, we will explore the intricacies of the scholarship landscape, providing you with the knowledge and tools to navigate this exciting journey towards educational success.

Whether you're a student dreaming of attending a prestigious private school, a parent seeking the best educational opportunities for your child, or an educator looking to understand the scholarship landscape, this guide will provide you with comprehensive insights into the world of private school scholarships in NSW. Let's embark on this journey of discovery and opportunity together.

Chapter 2

Overview of Scholarly Training

In the competitive landscape of private school scholarships, proper preparation can make a significant difference in a student's success. This is where Scholarly Training comes into play, offering a comprehensive and structured approach to scholarship preparation. This chapter provides an in-depth look at what Scholarly Training entails and how it can benefit aspiring scholarship recipients.

What is Scholarly Training?

Scholarly Training is a specialised programme designed to equip students with the skills, knowledge, and confidence necessary to excel in scholarship examinations and interviews. It goes beyond mere academic tutoring, encompassing a holistic approach to student development that aligns with the multifaceted nature of modern scholarship assessments.

The philosophy behind Scholarly Training is rooted in the belief that with the right guidance and preparation, any dedicated student can significantly improve their chances of securing a coveted scholarship. This approach combines rigorous academic preparation with the development of critical thinking skills, problem-solving abilities, and personal confidence.

Core Principles of Scholarly Training

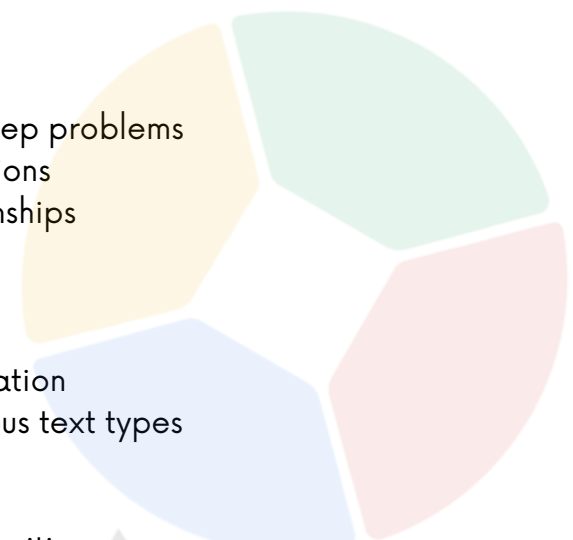
1. Individualised Learning: Recognising that each student has unique strengths and areas for improvement.
2. Comprehensive Skill Development: Focusing on academic, cognitive, and personal skills.
3. Real-World Application: Connecting learning to practical scenarios and scholarship requirements.
4. Continuous Assessment: Regular evaluation to track progress and adjust strategies.
5. Holistic Development: Nurturing not just academic prowess, but also character and confidence.

Key Components of Scholarly Training

1. Academic Excellence

At the core of Scholarly Training is a focus on academic excellence across all key subject areas. This includes:

- In-depth coverage of core subjects:
 - Mathematics: From basic arithmetic to advanced problem-solving
 - English: Comprehensive language skills, literature analysis, and essay writing
 - Science: Fundamental concepts across physics, chemistry, and biology
 - General Ability: Logic, reasoning, and critical thinking skills

- 
- Advanced problem-solving techniques:
 - Strategies for approaching complex, multi-step problems
 - Techniques for breaking down difficult questions
 - Methods for identifying patterns and relationships
 - Critical reading and comprehension skills:
 - Active reading strategies
 - Techniques for quickly identifying key information
 - Methods for analysing and interpreting various text types
 - Analytical writing and essay composition:
 - Structured approach to essay planning and writing
 - Techniques for developing persuasive arguments
 - Skills in adapting writing style for different purposes

2. Test Preparation


Scholarly Training offers targeted preparation for scholarship examinations, including:

- Familiarisation with test formats and question types:
 - Analysis of past papers and common question styles
 - Practice with multiple-choice, short answer, and essay questions
 - Exposure to subject-specific question formats
- Time management strategies:
 - Techniques for allocating time effectively in exams
 - Strategies for dealing with time pressure
 - Practice with timed assessments
- Techniques for handling difficult or unfamiliar questions:
 - Approaches for educated guessing
 - Strategies for eliminating incorrect options
 - Methods for breaking down complex questions
- Regular practice tests under exam conditions:
 - Simulated exam environments to build familiarity and reduce anxiety
 - Comprehensive feedback and analysis of performance
 - Tracking of progress over time

3. Interview Skills

Many scholarships require an interview component. Scholarly Training helps students by:

- Conducting mock interviews:
 - Practice with common interview questions
 - Feedback on body language and presentation
 - Strategies for handling unexpected questions

- 
- Teaching effective communication skills:
 - Techniques for clear and concise expression
 - Methods for structuring responses
 - Skills in active listening and engaging with interviewers
 - Building confidence in articulating thoughts and ideas:
 - Exercises to boost self-assurance
 - Strategies for managing nerves
 - Practice in showcasing personal strengths and achievements
 - Preparing for common interview questions:
 - Guidance on researching schools and their values
 - Techniques for aligning personal experiences with school ethos
 - Strategies for discussing academic and extracurricular interests

4. Personal Development

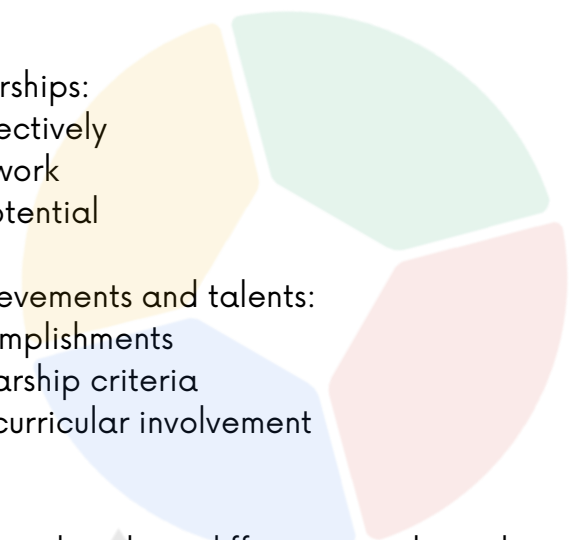
Recognising that scholarships often look beyond academics, the programme also focuses on:

- Leadership skills development:
 - Understanding different leadership styles
 - Practice in team-building and collaboration
 - Opportunities for taking on leadership roles in group activities
- Public speaking and presentation techniques:
 - Strategies for engaging audiences
 - Practice in impromptu speaking
 - Techniques for using visual aids effectively
- Time management and study skills:
 - Methods for creating effective study schedules
 - Techniques for prioritising tasks
 - Strategies for balancing academic and extracurricular commitments
- Stress management and emotional resilience:
 - Techniques for managing exam anxiety
 - Mindfulness and relaxation exercises
 - Building a growth mindset and resilience

5. Extracurricular Engagement

Scholarly Training encourages and guides students in:

- Identifying and pursuing relevant extracurricular activities:
 - Guidance on selecting activities that complement academic strengths
 - Advice on balancing depth and breadth of involvement
 - Strategies for making meaningful contributions to chosen activities

- 
- Developing portfolios for artistic or sports scholarships:
 - Techniques for showcasing achievements effectively
 - Guidance on selecting and presenting best work
 - Advice on demonstrating progression and potential
 - Understanding how to effectively showcase achievements and talents:
 - Methods for quantifying and qualifying accomplishments
 - Techniques for relating experiences to scholarship criteria
 - Strategies for articulating the value of extracurricular involvement

Scholarly Training Programmes

Scholarly Training offers a range of programmes tailored to different needs and scholarship types:

1. WEMT + Trial Test Exam Prep

This comprehensive programme covers Writing, English, Mathematics, and Thinking skills, along with trial tests to simulate exam conditions. It's designed to prepare students for a wide range of scholarship examinations.

Key Features:

- Intensive coverage of core academic subjects
- Regular practice tests and performance analysis
- Personalised feedback and improvement strategies
- Exposure to a wide range of question types and formats

Duration: Typically runs for 10-12 weeks, with weekly sessions and additional homework

Ideal for: Students aiming for academic scholarships or general excellence awards

2. Writing Wizards

Focused on developing advanced writing skills, this programme is particularly beneficial for students aiming for scholarships that place a high emphasis on written communication.

Key Features:

- In-depth exploration of various writing styles and genres
- Techniques for crafting compelling narratives and arguments
- Grammar and vocabulary enhancement
- Regular writing exercises with detailed feedback

Duration: 8-week programme with weekly writing workshops

Ideal for: Students targeting humanities-focused scholarships or those looking to improve their essay-writing skills

3. High School Prep

This programme is tailored for students transitioning to high school, covering both academic preparation and the social-emotional aspects of this significant change.

Key Features:

- Overview of high school curriculum and expectations
- Study skills and time management techniques
- Guidance on selecting subjects and extracurricular activities
- Strategies for adapting to the high school social environment

Duration: 6-week programme, typically offered during school holidays

Ideal for: Students in their final year of primary school, especially those considering scholarship applications for high school entry

Benefits of Scholarly Training

1. Structured Approach:

Scholarly Training provides a clear, structured path towards scholarship readiness, ensuring that all crucial areas are covered systematically.

2. Expert Guidance:

Students benefit from the expertise of experienced tutors who understand the nuances of various scholarship assessments.

3. Confidence Building:

Regular practice and feedback help build students' confidence, a crucial factor in performing well under the pressure of scholarship examinations and interviews.

4. Personalised Attention:

With small class sizes and individualised feedback, students receive attention tailored to their specific needs and areas for improvement.

5. Comprehensive Preparation:

By addressing both academic and non-academic aspects of scholarship assessments, Scholarly Training ensures students are well-rounded candidates.

6. Peer Interaction:

Students have the opportunity to interact with like-minded peers, fostering a supportive and motivating learning environment.

7. Up-to-date Materials:

Scholarly Training continuously updates its materials and methods to align with the latest trends and requirements in scholarship assessments.

8. Skill Transferability:

The skills developed through Scholarly Training are valuable not just for scholarship exams, but for future academic and professional success.

9. Progress Tracking:

Regular assessments and feedback allow students and parents to track improvement over time, identifying areas of strength and those needing more focus.

10. Stress Reduction:

By providing a clear preparation strategy and building familiarity with test formats, Scholarly Training can significantly reduce exam-related stress and anxiety.

Choosing the Right Scholarly Training Programme

When selecting a Scholarly Training programme, consider the following factors:

1. Scholarship Goals:

Choose a programme that aligns with the specific scholarships you're targeting.

2. Time Commitment:

Ensure the programme's schedule is manageable alongside regular schoolwork.

3. Learning Style:

Look for a programme that matches your preferred learning style (e.g., hands-on, visual, collaborative).

4. Track Record:

Research the programme's success rate in helping students secure scholarships.

5. Cost:

Consider the programme's cost in relation to your budget and the potential scholarship rewards.

6. Location and Format:

Decide whether you prefer in-person classes, online learning, or a hybrid approach.

7. Additional Support:

Look for programmes that offer resources beyond classroom time, such as online materials or one-on-one tutoring options.

Chapter 3

List of Schools Offering Scholarships in NSW

New South Wales is home to numerous prestigious private schools, many of which offer a variety of scholarships to attract and nurture talented students. This chapter provides a comprehensive list of these schools, along with key information about their scholarship programmes, application processes, and unique offerings. Please note that while we strive to provide the most up-to-date information, scholarship details can change, and it's always advisable to check with the individual schools for the most current information.

Comprehensive List of Schools

Sydney Region

1. The King's School, Parramatta

- Types of Scholarships: Academic, Music, All-rounder
- Application Deadline: Usually February for the following year
- Test Date: March (exact date varies annually)
- Website: www.kings.edu.au
- Notable Features:
 - Offers the prestigious Broughton Scholarship for academic excellence
 - Provides extensive leadership development programmes for scholarship recipients

2. Sydney Church of England Grammar School (Shore)

- Types of Scholarships: Academic, Music
- Application Deadline: January for the following year
- Test Date: February (exact date varies annually)
- Website: www.shore.nsw.edu.au
- Notable Features:
 - Offers the Shore Foundation Scholarship for students demonstrating financial need
 - Provides mentoring programs for scholarship recipients

3. Abbotsleigh, Wahroonga

- Types of Scholarships: Academic, Music, Boarding
- Application Deadline: December for the following year
- Test Date: February (exact date varies annually)
- Website: www.abbotsleigh.nsw.edu.au
- Notable Features:
 - Offers the Betty Archdale Scholarship for all-round excellence
 - Provides leadership development opportunities for scholarship holders

4. Kambala, Rose Bay

- Types of Scholarships: Academic, Music, All-rounder
- Application Deadline: January for the following year
- Test Date: February (exact date varies annually)
- Website: www.kambala.nsw.edu.au
- Notable Features:
 - Offers the Hampshire Scholarship for boarding students
 - Provides personalised mentoring for each scholarship recipient

5. Newington College, Stanmore

- Types of Scholarships: Academic, Music, Sport
- Application Deadline: February for the following year
- Test Date: March (exact date varies annually)
- Website: www.newington.nsw.edu.au
- Notable Features:
 - Offers the Founders Scholarship for exceptional all-round achievement
 - Provides opportunities for scholarship students to participate in international exchanges

North Shore and Northern Beaches

6. Knox Grammar School, Wahroonga

- Types of Scholarships: Academic, Music, All-rounder
- Application Deadline: January for the following year
- Test Date: February (exact date varies annually)
- Website: www.knox.nsw.edu.au
- Notable Features:
 - Offers the John Weeks Scholarship for boarding students
 - Provides access to advanced academic programs for scholarship holders

7. Pymble Ladies' College, Pymble

- Types of Scholarships: Academic, Music, Sport
- Application Deadline: December for the following year
- Test Date: February (exact date varies annually)
- Website: www.pymblelc.nsw.edu.au
- Notable Features:
 - Offers the Principal's Scholarship for outstanding all-round achievement
 - Provides leadership training programs for scholarship recipients

8. Ravenswood School for Girls, Gordon

- Types of Scholarships: Academic, Music, All-rounder
- Application Deadline: January for the following year
- Test Date: February (exact date varies annually)
- Website: www.ravenswood.nsw.edu.au
- Notable Features:
 - Offers the Mabel Fidler Scholarship for academic excellence
 - Provides mentoring opportunities with alumnae for scholarship holders

Eastern Suburbs

9. Scots College, Bellevue Hill

- Types of Scholarships: Academic, Music
- Application Deadline: February for the following year
- Test Date: March (exact date varies annually)
- Website: www.tsc.nsw.edu.au
- Notable Features:
 - Offers the Lang Walker Business School Scholarship for students interested in entrepreneurship
 - Provides access to the Scots College Research Office for scholarship students

10. Ascham School, Edgecliff

- Types of Scholarships: Academic, Music
- Application Deadline: January for the following year
- Test Date: February (exact date varies annually)
- Website: www.ascham.nsw.edu.au
- Notable Features:
 - Offers the Ascham Foundation Scholarship for students demonstrating financial need
 - Provides opportunities for scholarship students to participate in leadership conferences

Inner West

11. MLC School, Burwood

- Types of Scholarships: Academic, Music, All-rounder
- Application Deadline: January for the following year
- Test Date: February (exact date varies annually)
- Website: www.mlcsyd.nsw.edu.au
- Notable Features:
 - Offers the Principal's Scholarship for outstanding achievement and leadership potential
 - Provides mentoring programs pairing scholarship students with industry leaders

12. Trinity Grammar School, Summer Hill

- Types of Scholarships: Academic, Music, Sport
- Application Deadline: February for the following year
- Test Date: March (exact date varies annually)
- Website: www.trinity.nsw.edu.au
- Notable Features:
 - Offers the Arnold Scholarship for academic excellence
 - Provides opportunities for scholarship students to participate in international academic competitions

Western Sydney

13. Tara Anglican School for Girls, North Parramatta

- Types of Scholarships: Academic, Music
- Application Deadline: January for the following year
- Test Date: February (exact date varies annually)
- Website: www.tara.nsw.edu.au
- Notable Features:
 - Offers the Tara Foundation Scholarship for students demonstrating financial need
 - Provides leadership development programs for scholarship recipients

14. William Clarke College, Kellyville

- Types of Scholarships: Academic, Music
- Application Deadline: February for the following year
- Test Date: March (exact date varies annually)
- Website: www.william-clarke.nsw.edu.au
- Notable Features:
 - Offers the Founders Scholarship for all-round excellence
 - Provides mentoring opportunities with alumni for scholarship holders

Regional NSW

15. The Armidale School, Armidale

- Types of Scholarships: Academic, Boarding
- Application Deadline: February for the following year
- Test Date: March (exact date varies annually)
- Website: www.as.edu.au
- Notable Features:
 - Offers the TAS Foundation Scholarship for rural and remote students
 - Provides opportunities for scholarship students to participate in agricultural programs

16. Kinross Wolaroi School, Orange

- Types of Scholarships: Academic, Music, Boarding
- Application Deadline: January for the following year
- Test Date: February (exact date varies annually)
- Website: www.kws.nsw.edu.au
- Notable Features:
 - Offers the Centenary Scholarship for all-round excellence
 - Provides access to advanced science and technology programs for scholarship recipients

17. New England Girls' School, Armidale

- Types of Scholarships: Academic, Equestrian, Boarding
- Application Deadline: February for the following year
- Test Date: March (exact date varies annually)
- Website: www.negs.nsw.edu.au
- Notable Features:
 - Offers unique Equestrian Scholarships for talented riders
 - Provides opportunities for scholarship students to participate in leadership retreats

Application Deadlines and Test Dates

As evident from the list above, most schools have their application deadlines in January or February for scholarships commencing the following academic year. Scholarship tests are typically conducted in February or March.

It's crucial to note that these dates can vary from year to year, and schools may adjust their schedules. Therefore, we strongly recommend the following:

1. Start Early:

Begin your research and preparation at least a year in advance. This allows ample time to prepare for exams, gather necessary documents, and meet application deadlines.

2. Create a Calendar:

Make a timeline of application deadlines and test dates for the schools you're interested in. Include reminders for key milestones such as exam registration deadlines and document submission dates.

3. Regular Checks:

Periodically visit the schools' websites or contact their admissions offices to confirm dates and any changes to the application process. Schools often update their information in the middle of the year for the following year's intake.

4. Multiple Applications:

Consider applying to several schools to increase your chances of securing a scholarship. However, be mindful of application fees and the time commitment required for each application.

5. Preparation Time:

Allow ample time for preparation, including practice tests, gathering necessary documents, and preparing for interviews. Many students start their preparation 12-18 months before the scholarship year.

Tips for Navigating the Application Process

1. Understand Each School's Focus:

While many schools offer similar types of scholarships, each institution has its own ethos and areas of emphasis. Tailor your application to align with the school's values and strengths.

2. Prepare for Different Test Formats:

While many schools use standardised tests like the ACER scholarship test, some may have their own unique examination formats. Familiarise yourself with the specific requirements of each school.

3. Showcase Your Uniqueness:

In addition to academic excellence, schools are often looking for students who will contribute to their community in unique ways. Don't hesitate to highlight your special talents, interests, or experiences.

4. Be Authentic in Interviews:

If you're invited for an interview, be prepared to speak genuinely about your interests, aspirations, and why you're interested in the particular school. Authenticity often stands out more than rehearsed responses.

5. Consider Financial Requirements:

For scholarships that take into account financial need, be prepared to provide detailed and accurate financial information. Some schools may require tax returns or other financial documents.

6. Follow Up:

After submitting your application, don't be afraid to follow up with the school to confirm they've received all necessary documents. This also demonstrates your keen interest in the opportunity.

7. Prepare for Success and Disappointment:

While it's important to aim high, also be prepared for the possibility of not receiving a scholarship. Have backup plans and remember that many successful individuals did not receive scholarships.

Conclusion

New South Wales offers a wealth of scholarship opportunities across its many prestigious private schools. While this list provides a solid starting point for your scholarship search, it's important to conduct your own research as well. Each school may have unique requirements, additional scholarship types, or specific eligibility criteria not covered in this overview.

Remember that the scholarship application process is not just about securing financial assistance, but also about finding the right fit for your educational journey. Take the time to learn about each school's culture, values, and academic offerings to ensure it aligns with your goals and aspirations.

In the next chapter, we will delve into the detailed application process, providing you with a step-by-step guide to navigate the scholarship application journey successfully. Remember, thorough preparation and a strategic approach are key to maximising your chances of securing a scholarship at your preferred school.

Chapter 4

Detailed Application Process

Securing a scholarship at a prestigious private school in New South Wales requires more than just academic excellence or exceptional talent. It demands a well-executed application process that showcases your abilities and potential. This chapter provides a comprehensive guide to navigating the scholarship application process, from initial steps to final interviews.

Step-by-Step Guide to Applying

1. Research and Selection

- Identify schools that align with your academic goals and offer relevant scholarships.
- Review each school's scholarship offerings, requirements, and deadlines.
- Create a calendar of important dates for each school you're interested in.

Helpful Tips:

- Use a spreadsheet to track information about each school, including scholarship types, deadlines, and specific requirements.
- Attend school open days or virtual information sessions to get a feel for each institution's culture and values.
- Consider factors beyond scholarships, such as location, extracurricular offerings, and academic programs.

2. Initial Enquiry

- Contact the school's admissions office or scholarship coordinator.
- Request detailed information about the scholarship application process.
- Clarify any questions about eligibility or specific requirements.

Helpful Tips:

- Prepare a list of questions before making contact to ensure you gather all necessary information.
- Keep a record of who you spoke to and when, as well as any specific advice given.
- Consider requesting to speak with current scholarship holders if the school allows it.

3. Registration

- Complete the online registration form for the scholarship examination.
- Pay any required registration fees.
- Ensure all personal details are accurate and up-to-date.

Helpful Tips:

- Set up a dedicated email address for scholarship-related communication to keep everything organised.
- Double-check all entered information before submission to avoid any errors that could delay your application.
- If registering for multiple schools, create a checklist to ensure you've completed all necessary steps for each.

4. Preparation of Documentation

- Gather all required documents (more details in the next section).
- Organise documents in a clear, logical manner.
- Make copies of all documents for your records.

Helpful Tips:

- Create a digital folder for each school to store scanned copies of all documents.
- Have important documents (like birth certificates) certified well in advance.
- For portfolios or samples of work, seek feedback from teachers or mentors before submission.

5. Submission of Application

- Complete the scholarship application form thoroughly and accurately.
- Attach all required documents.
- Submit the application before the deadline, allowing time for postal delays if submitting by mail.

Helpful Tips:

- If submitting online, test your internet connection and allow plenty of time in case of technical issues.
- For postal applications, consider using registered mail for tracking purposes.
- Save a copy of your completed application for your records.

6. Confirmation and Follow-up

- Confirm receipt of your application with the school.
- Note the date for the scholarship examination.
- Prepare for the examination (see tips in Chapter 6).

Helpful Tips:

- If you don't receive confirmation within a week, follow up with the school.
- Add key dates (like the examination date) to your calendar and set reminders.
- Begin a structured study plan for the examination, focusing on areas identified in the scholarship requirements.

7. Scholarship Examination

- Attend the examination on the specified date.
- Bring all required materials (e.g., pencils, erasers, calculator if allowed).
- Stay calm and focused during the test.

Helpful Tips:

- Visit the examination venue beforehand if possible to familiarise yourself with the location.
- Get a good night's sleep before the exam and eat a nutritious breakfast.
- Practice relaxation techniques to manage exam anxiety.

8. Interview Preparation, if shortlisted (More details in Chapter 7)

- Prepare for possible interview questions.
- Research the school thoroughly.
- Practice expressing yourself clearly and confidently.

Helpful Tips:

- Conduct mock interviews with family members or teachers.
- Prepare questions to ask the interviewers about the school and scholarship program.
- Choose appropriate attire for the interview that aligns with the school's dress code.

9. Interview (More details in Chapter 7)

- Attend the interview on the specified date.
- Dress appropriately and arrive early.
- Be honest, enthusiastic, and showcase your personality.

Helpful Tips:

- Bring a portfolio or examples of your work if relevant to your scholarship application.
- Make eye contact, speak clearly, and show enthusiasm for the opportunity.
- Send a thank-you note or email to your interviewers within 24 hours.

10. Await Results

- Be patient as schools process applications and make decisions.
- Continue to focus on your current studies.

Helpful Tips:

- Avoid constantly checking for results; set a schedule for when you'll check your email or the school's portal.
- Stay engaged in your current school and activities to keep your mind occupied.
- Consider preparing for other opportunities or schools in case this application is unsuccessful.

11. Respond to Offer

- If offered a scholarship, carefully review the terms and conditions.
- Respond to the offer within the specified timeframe.
- If accepting, complete any additional required paperwork.

Helpful Tips:

- Discuss the offer with your family, considering all implications (financial, logistical, etc.).
- If you've received multiple offers, carefully compare them before making a decision.
- If declining an offer, do so politely and promptly to allow the school to offer the scholarship to another candidate.

Required Documentation

The exact documentation required may vary between schools, but typically includes:

1. Completed Application Form:

- This is usually specific to each school and must be filled out accurately and completely.

2. Birth Certificate or Passport:

- A certified copy is usually required as proof of identity and age.

3. Recent Photograph:

- A passport-sized photograph is often requested.

4. Academic Records:

- Recent school reports (usually the last two years)
- NAPLAN results (if applicable)
- Any certificates of academic achievement

5. Supporting Statements:

- Personal statement or essay (if required)
- Character references from teachers or community leaders

6. Extracurricular Achievements:

- Certificates or awards for sports, music, arts, or other relevant activities
- Portfolio of work (for artistic scholarships)

7. Financial Information (for needs-based scholarships):

- Tax returns
- Proof of income
- Statement of financial circumstances

8. Medical Information:

- Some schools may require a basic medical history or immunisation records.

9. Visa Information (for international students):

- Copies of current visas or proof of residency status.

10. Specialised Documentation (depending on scholarship type):

- Music scholarships: Records of music examinations, performances
- Sports scholarships: Evidence of sporting achievements, team participation
- Art scholarships: Portfolio of artwork

Ensure all documents are current, legible, and certified if required. Always provide copies rather than original documents unless specifically requested.

Additional Tips for Documentation

- Start collecting documents early, as some may take time to obtain (e.g., certified copies, reference letters).
- Create a checklist of required documents for each school to ensure nothing is missed.
- If submitting digital copies, ensure they are high-quality scans and properly labelled.
- For portfolios, consider professional presentation (e.g., a well-organised digital portfolio or a neatly bound physical one).
- Keep all original documents in a safe place, and maintain a complete set of copies for your records.

Scholarship Tests and Interviews

Scholarship Tests

Most academic scholarships require applicants to sit a scholarship test. These tests are designed to assess a student's potential rather than just their learned knowledge.

Common components of scholarship tests include:

1. English:

- Reading comprehension
- Essay writing
- Language conventions (spelling, grammar, punctuation)

2. Mathematics:

- Problem-solving
- Numerical reasoning
- Data interpretation

3. General Ability:

- Logical reasoning
- Abstract thinking
- Pattern recognition

4. Writing:

- Creative writing
- Persuasive writing

Tips for Scholarship Tests:

- Familiarise yourself with the test format and types of questions.
- Practice with sample tests under timed conditions.
- Read instructions carefully during the test.
- Manage your time effectively, not spending too long on any one question.
- Stay calm and focused throughout the test.

Additional Test Preparation Strategies:

- Enrol in a scholarship preparation course or work with a tutor experienced in scholarship exams.
- Develop a study schedule that covers all test components, allocating more time to areas where you need improvement.
- Practice speed reading techniques to improve comprehension in timed conditions.
- Learn and apply test-taking strategies, such as elimination techniques for multiple-choice questions.
- Take care of your physical and mental health leading up to the test with good nutrition, exercise, and stress-management techniques.

Interviews

If you're shortlisted after the scholarship test, you may be invited for an interview. This is an opportunity for the school to get to know you beyond your academic abilities.

Common Interview Questions:

- Why are you interested in our school?
- What are your academic strengths and weaknesses?
- What extracurricular activities are you involved in?
- How do you plan to contribute to our school community?
- What are your future aspirations?

Interview Tips:

- Research the school thoroughly before the interview.
- Prepare answers to common questions, but avoid sounding rehearsed.
- Dress appropriately and arrive early.
- Be honest, polite, and show enthusiasm.
- Ask thoughtful questions about the school and the scholarship program.
- Follow up with a thank-you note after the interview.

Advanced Interview Preparation:

- Practice your body language: maintain good posture, make eye contact, and offer a firm handshake.
- Prepare a brief personal statement or "elevator pitch" about yourself and your goals.
- Be ready to discuss current events or issues relevant to your areas of interest.
- Have specific examples ready to illustrate your achievements, challenges you've overcome, and leadership experiences.
- Consider potential ethical scenarios or dilemmas you might be asked about, and think through how you would approach them.
- If possible, arrange a practice interview with a teacher, counsellor, or professional in your field of interest.

Remember, the interview is not just about academic prowess. Schools are looking for well-rounded individuals who will contribute positively to their community.

Conclusion

The scholarship application process can seem daunting, but with careful preparation and attention to detail, you can present yourself in the best possible light. Remember that each component - from the initial application to the final interview - is an opportunity to showcase your unique qualities and potential.

Key takeaways for a successful application process:

1. Start early and stay organised throughout the process.
2. Tailor your application to each school's specific requirements and values.
3. Pay attention to details in all documentation and communications.
4. Prepare thoroughly for tests and interviews, focusing on both knowledge and presentation.
5. Showcase not just your achievements, but also your potential and passion for learning.
6. Maintain integrity throughout the process - authenticity is key.
7. Stay positive and persistent, even if you face setbacks.

In the next chapter, we will delve into specific strategies for preparing for scholarship exams, helping you to approach these crucial tests with confidence and skill. Remember, the journey of applying for a scholarship is also a valuable learning experience in itself, developing skills in organisation, communication, and self-presentation that will serve you well throughout your academic career and beyond.

Chapter 5

Preparation Strategies for Scholarship Exams

Securing a scholarship at a prestigious private school often hinges on performance in scholarship examinations. These exams are designed to assess not just knowledge, but also a student's potential for learning and critical thinking. This chapter explores effective strategies for preparing for these crucial tests, with a focus on the importance of early preparation and utilising specialised training programmes.

Importance of Early Preparation

The journey to scholarship success begins well before the exam date. Early preparation is crucial for several reasons:

1. Building a Strong Foundation:

Early preparation allows you to identify and address any gaps in your knowledge or skills well in advance. This gives you time to strengthen weak areas and build upon your strengths.

2. Reducing Stress:

Starting early helps to spread the workload, reducing last-minute cramming and associated stress. This approach allows for a more balanced and manageable preparation schedule.

3. Developing Test-Taking Skills:

Regular practice over time helps you become familiar with the types of questions asked and improves your test-taking strategies. This familiarity can significantly boost your confidence on exam day.

4. Boosting Confidence:

As you prepare and see improvement, your confidence grows, which can significantly impact your performance on the day. Confidence often translates to clearer thinking and better problem-solving under pressure.

5. Time for Holistic Development:

Early preparation allows time not just for academic study, but also for developing the well-rounded profile that many schools seek. This includes pursuing extracurricular activities and developing leadership skills.

6. Opportunity for Deep Learning:

With more time, you can delve deeper into subjects, gaining a more comprehensive understanding rather than just surface-level knowledge for the exam.

7. Adaptation and Refinement:

An early start gives you the chance to try different study methods and refine your approach based on what works best for you.

Ideally, preparation should begin at least a year before the intended scholarship exam date. This allows ample time for comprehensive preparation without neglecting regular schoolwork or extracurricular activities.

Creating a Long-Term Study Plan

To make the most of early preparation, it's crucial to create a structured, long-term study plan:

1. Assess Your Current Level:

Begin by taking diagnostic tests to identify your strengths and weaknesses in each subject area.

2. Set Clear Goals:

Define what you want to achieve in each subject and overall. Make these goals specific, measurable, achievable, relevant, and time-bound (SMART).

3. Break Down Your Preparation:

Divide your study plan into phases, such as foundation building, intensive study, and revision.

4. Allocate Time Wisely:

Dedicate more time to subjects or topics where you need improvement, but don't neglect your strong areas.

5. Include Regular Practice Tests:

Incorporate full-length practice tests into your schedule to build stamina and familiarise yourself with the exam format.

6. Plan for Balance:

Ensure your study plan allows time for rest, physical activity, and other interests to maintain overall well-being.

7. Review and Adjust:

Regularly review your progress and be prepared to adjust your plan as needed.

Utilising Scholarly Training Programs

Specialised training programs, such as those offered by Scholarly Training, can be invaluable in preparing for scholarship exams. These programs offer several advantages:

1. Structured Approach:

Professional training programs provide a systematic approach to cover all necessary content and skills.

2. Expert Guidance:

Experienced tutors can provide insights into exam techniques and common pitfalls.

3. Targeted Practice:

These programs often include practice tests designed to mimic the actual scholarship exams.

4. Peer Interaction:

Studying alongside other scholarship aspirants can provide motivation and opportunities for collaborative learning.

5. Progress Tracking:

Regular assessments help you monitor your progress and focus on areas needing improvement.

Let's explore some key Scholarly Training programs:

WEMT + Trial Test Exam Prep

This comprehensive program covers the core areas typically assessed in scholarship exams:

- Writing:

- Develops skills in creative and analytical writing
- Focuses on essay structure, persuasive techniques, and clarity of expression
- Includes practice in responding to various prompts under timed conditions

- English:

- Enhances reading comprehension and language usage skills
- Covers advanced vocabulary and grammatical concepts
- Includes practice in analysing different text types, from literature to non-fiction

- Mathematics:

- Builds problem-solving skills and mathematical reasoning
- Covers topics beyond the standard curriculum, focusing on applying mathematical concepts to complex problems
- Includes speed and accuracy drills for mental calculations

- Thinking Skills:

- Improves logical reasoning and critical thinking abilities
- Focuses on pattern recognition, analogies, and abstract thinking
- Includes practice in interpreting data and solving non-standard problems

The inclusion of trial tests in this program is particularly beneficial, as it familiarises students with the pressure and time constraints of the actual exam.

Writing Wizards

This specialised program focuses on developing advanced writing skills, which are crucial for many scholarship exams. It covers:

- Creative writing techniques
- Persuasive writing strategies
- Essay structure and organisation
- Vocabulary enhancement
- Grammar and punctuation mastery

The program also includes:

- Regular writing assignments with detailed feedback
- Analysis of high-scoring sample essays
- Techniques for brainstorming and outlining under time pressure

High School Prep

While not specifically tailored for scholarship exams, this program can be valuable for students transitioning to high school. It covers:

- Study skills and time management
- Introduction to high school level subjects
- Strategies for adapting to increased academic demands

This program can be particularly helpful for scholarship applicants as it:

- Builds foundational skills necessary for tackling advanced scholarship exam content
- Helps develop independent learning skills crucial for long-term academic success
- Provides strategies for balancing academic demands with extracurricular activities

Tips for Success in Scholarship Tests

1. Understand the Exam Format:

- Familiarise yourself with the structure of the test, types of questions, and time allocation for each section.
- Practice with past papers or sample tests to get comfortable with the format.

2. Practice Under Timed Conditions:

- Regular timed practice will improve your speed and accuracy.
- Learn to allocate time wisely across different sections of the exam.

3. Develop a Test-Taking Strategy:

- Learn techniques like process of elimination for multiple-choice questions.
- Practice how to approach complex problem-solving questions.
- Develop strategies for educated guessing when unsure of an answer.

4. Enhance Your Vocabulary:

- Many scholarship tests assess language skills. Read widely and learn new words regularly.
- Create a personal dictionary of advanced words and use them in your writing.

5. Strengthen Mental Math Skills:

- Quick mental calculations can save valuable time in the math sections.
- Practice mental math daily, focusing on speed and accuracy.

6. Improve Reading Speed and Comprehension:

- Practice active reading techniques and work on increasing your reading speed without sacrificing understanding.
- Learn to quickly identify main ideas and supporting details in passages.

7. Stay Physically and Mentally Healthy:

- Regular exercise, a balanced diet, and adequate sleep are crucial for maintaining focus and cognitive function.
- Incorporate stress-management techniques like mindfulness or deep breathing into your routine.

8. Learn Stress Management Techniques:

- Techniques like deep breathing or mindfulness can help manage exam anxiety.
- Practice these techniques regularly so you can apply them effectively during the exam.

9. Develop Critical Thinking Skills:

- Engage in activities that promote analytical and logical thinking.
- Solve puzzles, play strategy games, or participate in debates to sharpen your critical thinking.

10. Focus on Understanding, Not Just Memorising:

- Aim to truly understand concepts rather than just memorising facts.
- Practice applying knowledge to new and unfamiliar situations.

Common Mistakes to Avoid

1. Neglecting Regular Schoolwork:

- Maintain a balance between scholarship prep and regular studies.
- Remember that your current school performance may be considered in scholarship applications.

2. Focusing Only on Academic Preparation:

- Remember that many schools look for well-rounded individuals. Don't neglect extracurricular activities.
- Develop interests and skills outside of academics that can make your application stand out.

3. Cramming at the Last Minute:

- Consistent, long-term preparation is more effective than last-minute cramming.
- Avoid the temptation to pull all-nighters before the exam.

4. Ignoring Weaker Areas:

- It's tempting to focus on your strengths, but improving weaker areas can have a significant impact on your overall performance.
- Allocate extra time to subjects or topics you find challenging.

5. Overreliance on One Study Method:

- Use a variety of study techniques to keep your mind engaged and improve retention.
- Experiment with different methods like visual aids, mnemonics, or teaching concepts to others.

6. Neglecting Physical Health:

- Don't sacrifice sleep or exercise for extra study time. A healthy body supports a healthy mind.
- Maintain a balanced diet and stay hydrated, especially in the lead-up to the exam.

7. Comparison with Peers:

- Focus on your own progress rather than comparing yourself to others.
- Remember that everyone has different strengths and preparation methods.

8. Overlooking the Importance of Mock Exams:

- Take mock exams seriously as they provide valuable practice and feedback.
- Use mock exam results to refine your study plan and exam strategy.

9. Neglecting to Read Instructions Carefully:

- In the pressure of the exam, students often miss crucial instructions.
- Practice reading and following complex instructions in your preparation.

10. Failing to Manage Time Effectively During the Exam:

- Poor time management can result in leaving questions unanswered.
- Practice allocating time wisely in mock exams and stick to your time limits.

Case Study: Effective Preparation Strategy

To illustrate how these strategies can be applied effectively, let's consider the case of Sarah, a Year 6 student preparing for scholarship exams:

Sarah began her preparation 14 months before the scheduled exams. She started by taking diagnostic tests to identify her strengths and weaknesses. Based on these results, she created a study plan that allocated more time to her weaker areas (mathematical problem-solving and critical reading) while maintaining her strengths in writing and general knowledge.

Sarah's weekly schedule included:

- 3 hours of focused study on weekdays after school
- 5 hours of study on weekends
- Regular physical activity and time for hobbies to maintain balance

She enrolled in Scholarly Training's WEMT program, which provided structure to her preparation and exposed her to exam-style questions. Sarah also joined a study group with peers, which helped her stay motivated and learn from others.

To address her weaker areas, Sarah:

- Solved extra math problems daily, focusing on word problems and data interpretation
- Read a variety of texts, from newspaper articles to classic literature, practicing summarising and analysing them
- Used apps and online resources for additional practice in critical thinking and problem-solving

As the exam date approached, Sarah increased her practice with full-length mock exams, timing herself strictly. She analysed her performance after each mock exam, focusing on improving her weak points and time management. The result of Sarah's disciplined and balanced approach was evident in her performance. She felt confident and well-prepared on the day of the exam, successfully securing a scholarship at her chosen school.

Conclusion

Preparing for scholarship exams is a challenging but rewarding process. By starting early, utilising structured training programs, and following effective study strategies, you can significantly improve your chances of success. The goal is not just to pass the exam, but to demonstrate your full potential and secure a place at your desired school.

Key takeaways:

1. Start preparation early, ideally a year in advance
2. Create a balanced, long-term study plan
3. Utilise specialised training programs for structured preparation
4. Practice regularly with mock exams and timed conditions
5. Develop a range of skills beyond just academic knowledge
6. Maintain physical and mental health throughout the preparation process
7. Learn from mistakes and continuously refine your approach

While the scholarship exam is important, it's just one step in your educational journey. The skills and habits you develop during this preparation process will serve you well throughout your academic career and beyond.

In the next chapter, you'll explore key strategies for excelling in scholarship interviews, including how to effectively present your extracurriculars and unique qualities. By the end, you'll be able to navigate common questions and avoid pitfalls to make a lasting impression.

Chapter 6

Preparation Strategies for Scholarship Interview

Preparing for a scholarship interview is a crucial step in securing a scholarship, as the interview can significantly impact your success. This guide outlines key questions, common mistakes, and effective strategies to help you stand out in your interview.

Importance of the Interview

The interview is a critical component of the scholarship application process, often serving as the final hurdle between a student and their scholarship award. While many students may excel in written exams and essays, the interview assesses qualities that can't be measured on paper. It is here that students demonstrate their personality, communication skills, and ability to think on their feet—qualities that are just as important as academic prowess.

- **Weight in the Selection Process:**

- The interview can account for up to 50% of the overall evaluation in the scholarship selection process.
- For some prestigious schools, the interview can be the sole determinant of whether a student receives a scholarship.
- This means that even if a student excels in all other aspects of the application, a poor interview performance could result in elimination from consideration.

- **High Stakes:**

- The importance of the interview cannot be overstated, as it represents a high-stakes final round in the scholarship process.
- Students may invest thousands of hours in preparation, only to be disqualified due to a subpar interview performance.
- The pressure is immense, but with proper preparation and a clear understanding of interviewer expectations, students can effectively navigate this challenge.

- **Why It's Crucial:**

- The interview is more than just a conversation; it is an opportunity for students to differentiate themselves from other candidates.
- It allows students to showcase unique qualities such as creativity, leadership, and a genuine passion for their interests.
- The interview helps schools identify candidates who are not only academically capable but also well-rounded individuals who will contribute to the school's community and embody its values.

Key Differences in Candidates

The interview often serves as a defining moment where subtle differences between candidates become apparent. While academic achievements and test scores may initially set candidates apart, the interview delves into characteristics that reflect a student's overall potential and fit for the scholarship.

- **Natural Talent vs. Hard Work:**

- Interviewers distinguish between students relying solely on natural abilities and those developing skills through consistent hard work.
- While natural talent is admirable, the combination of talent and a strong work ethic often impresses interviewers more.
- Students who demonstrate resilience and dedication in their studies and extracurricular activities are seen as more prepared for the challenges of a scholarship.

- **Curiosity vs. Cramming:**

- A student's approach to learning is a key differentiator in interviews.
- Students who exhibit genuine curiosity and explore subjects deeply out of interest tend to leave a lasting impression.
- In contrast, students who have merely crammed information for exams may struggle to show the same depth of understanding and passion.

- **Aptitude vs. Rote Memorisation:**

- Scholarship committees favor students who can apply knowledge creatively and think critically.
- These students demonstrate an aptitude for problem-solving and innovation, which are essential for future academic and professional success.
- Students who rely on rote memorisation may lack the ability to adapt and think on their feet during the interview.

- **Diverse Interests:**

- A candidate's range of interests, such as participation in sports, music, or unique hobbies, can set them apart from their peers.
- Students who can articulate how their extracurricular activities have shaped their character and influenced their aspirations demonstrate a well-rounded personality.
- This contrasts with students who focus solely on academics or express common career aspirations without a unique perspective.

- **Unique Career Interests:**

- Students with clear and unique career goals, particularly those aligned with personal experiences and passions, often stand out during interviews.
- For example, a student interested in niche fields like environmental law or biotechnology may intrigue interviewers more than one with generic career ambitions.
- Unique career interests suggest the student has thought deeply about their future and is motivated by more than just external expectations.

In summary, the interview is where the intangible qualities of candidates come to the forefront. The focus is not solely on what a student has achieved, but how they have achieved it, what drives them, and how they present themselves. Understanding and leveraging these key differences can give students a significant edge in securing a scholarship.

Preparing for the Interview

A. Focus on Extracurriculars:

- Encourage involvement in activities that your child genuinely enjoys.
- Allow your child to take charge of their interests without excessive parental intervention.
- Recognise that body language accounts for 90% of the interview impression.

B. Common Interview Questions and Strategies:

1. "Tell me about yourself."

Start with your background, followed by your academic interests, extracurricular activities, and a personal trait or value that defines you.

What Interviewers Are Looking For:

- A concise and structured response.
- A blend of personal background, academic interests, and values.
- Authenticity and self-awareness.

Critical Mistakes Students Make:

- Providing a lengthy, unstructured answer.
- Focusing solely on academic achievements without showcasing personality.
- Repeating information that's already on the application.

Green Ticks (Positive Indicators):

- A clear and confident introduction.
- Mentioning unique experiences or perspectives.
- Demonstrating passion or enthusiasm for certain activities or subjects.

Sample Answer: "I come from a close-knit community of Chatswood, where I learned the value of collaboration and community service. Academically, I'm passionate about environmental science and have led several community clean-up projects. In my free time, I enjoy playing the violin and have been part of a local orchestra for five years."

2. "Why do you want to attend this school?"

Mention specific programs, values, or opportunities the school offers that align with your interests or goals.

What Interviewers Are Looking For:

- Specific reasons that show you've researched the school.
- Alignment between the school's offerings and your interests or goals.
- Genuine enthusiasm for the school's culture or values.

Critical Mistakes Students Make:

- Giving generic answers that could apply to any school.
- Focusing solely on the school's prestige.
- Not being able to articulate clear reasons.

Green Ticks (Positive Indicators):

- Mentioning specific programs, faculty, or opportunities at the school.
- Relating personal experiences or goals to what the school offers.
- Demonstrating knowledge of the school's culture or values.

Sample Answer: "Your school stands out to me because of its strong emphasis on community engagement and service. I've always believed in giving back, and the various outreach programs you offer align perfectly with my values. Additionally, the interdisciplinary approach to learning here would allow me to merge my interests in literature and sociology."

3. "What makes you special for this scholarship?"

Highlight a unique experience, perspective, or value you bring.

What Interviewers Are Looking For:

- Unique experiences or perspectives that set you apart.
- Evidence of commitment, drive, or passion.
- How you align with the scholarship's purpose or values.

Critical Mistakes Students Make:

- Being overly modest or not showcasing their achievements.
- Giving generic answers without personal anecdotes.
- Not understanding the purpose of the scholarship.

Green Ticks (Positive Indicators):

- Providing specific examples of achievements or initiatives.
- Demonstrating alignment with the scholarship's goals.
- Showcasing qualities like leadership, innovation, or community service.

Sample Answer: "Growing up in a bilingual household, I've always been a bridge between cultures. This unique perspective has driven me to initiate a community project that promotes cultural understanding among local schools. I believe this scholarship values diversity and inclusion, and I'm committed to furthering these ideals."

4. "What is your favourite sport and why?"

Mention the sport and relate it to a personal value or lesson you've learned.

What Interviewers Are Looking For:

- Insight into your personality and values.
- How you relate personal experiences to broader life lessons.
- Passion or commitment to the sport.

Critical Mistakes Students Make:

- Providing a shallow answer without depth.
- Focusing solely on achievements without explaining the 'why.'
- Not relating the sport to personal growth or values.

Green Ticks (Positive Indicators):

- Demonstrating passion or dedication to the sport.
- Relating the sport to personal growth, teamwork, or other values.
- Sharing anecdotes or experiences that highlight commitment.

Sample Answer: "I've been passionate about tennis since I was seven. Beyond the thrill of the game, tennis has taught me discipline, resilience, and the importance of continuous learning. Every match is a lesson in strategy and adaptability, values I carry with me off the court."

5. "What are you currently reading?"

Mention a book and relate its theme or message to your personal growth or aspirations.

What Interviewers Are Looking For:

- Insight into your intellectual curiosity and interests.
- How you connect literature or reading to personal development.
- Authenticity in your reading choices.

Critical Mistakes Students Make:

- Mentioning a book just because it's popular or deemed "intellectual" without having genuine interest.
- Not being able to discuss the book's content or its impact on them.
- Giving a shallow answer without depth.

Green Ticks (Positive Indicators):

- Demonstrating genuine interest in the book.
- Drawing connections between the book's themes and personal experiences or aspirations.
- Showing enthusiasm and insight when discussing the book.

Sample Answer: "I'm currently engrossed in 'The Alchemist' by Paulo Coelho. The book's exploration of pursuing one's dreams and listening to one's heart resonates deeply with me, especially as I stand at the crossroads of important academic and life decisions."

6. "Who do you admire and why?"

Choose a figure (historical, familial, or contemporary) and relate their values or achievements to your aspirations.

What Interviewers Are Looking For:

- Understanding of the role model's contributions or values.
- Personal connection or alignment with the role model's values or journey.
- Depth and sincerity in admiration.

Critical Mistakes Students Make:

- Choosing a figure without understanding their significance.
- Giving generic reasons for admiration without personal connection.
- Focusing solely on the role model's achievements without relating to personal values.

Green Ticks (Positive Indicators):

- Demonstrating a deep understanding of the role model's journey or values.
- Drawing parallels between the role model's experiences and personal aspirations.
- Speaking with sincerity and respect.

Sample Answer: "I deeply admire Marie Curie, not just for her groundbreaking contributions to science but for her resilience in the face of adversity. As a woman in STEM, her journey inspires me to break barriers and pursue my passion with determination."

7. "What are your hobbies?"

Mention hobbies that showcase creativity, dedication, or personal growth.

What Interviewers Are Looking For:

- Insight into your personality outside of academics.
- Passion or commitment to personal interests.
- Balance between academic and personal life.

Critical Mistakes Students Make:

- Listing hobbies without explaining their significance.
- Mentioning hobbies for the sake of seeming "interesting" without genuine interest.
- Not showcasing personal growth or values through hobbies.

Green Ticks (Positive Indicators):

- Demonstrating genuine passion or interest in the hobby.
- Relating hobbies to personal growth, values, or experiences.
- Providing anecdotes or experiences that highlight dedication.

Sample Answer: "Photography is a hobby I'm deeply passionate about. It's taught me to observe the world with a keen eye and appreciate the beauty in everyday moments. Through photography, I've also learned patience and the value of perspective."

8. "What can you offer this school?"

Highlight qualities or experiences that would benefit the school community.

What Interviewers Are Looking For:

- Understanding of the school's values or culture.
- Unique contributions or perspectives.
- Commitment to community and collaboration.

Critical Mistakes Students Make:

- Giving generic answers without specific contributions.
- Not understanding the school's ethos or values.
- Focusing solely on academic contributions without considering extracurriculars or community.

Green Ticks (Positive Indicators):

- Demonstrating alignment with the school's values or ethos.
- Mentioning specific initiatives or contributions.
- Showcasing a commitment to community and collaboration.

Sample Answer: "I bring a rich cultural experience, having lived in three different countries. This global perspective allows me to contribute to discussions and initiatives around diversity and inclusion. Additionally, my passion for environmental advocacy aligns with the school's sustainability goals, and I'd love to lead or contribute to green initiatives."

9. "A mistake you've made and how you fixed it?"

Describe the situation, your realisation, the action you took, and the lesson learned.

What Interviewers Are Looking For:

- Self-awareness and accountability.
- Problem-solving and resilience.
- Personal growth from experiences.

Critical Mistakes Students Make:

- Avoiding responsibility or blaming others.
- Choosing a trivial mistake without significant learning.
- Not showcasing growth or learning from the mistake.

Green Ticks (Positive Indicators):

- Taking responsibility for the mistake.
- Demonstrating problem-solving or corrective actions.
- Reflecting on the learning or growth from the experience.

Sample Answer: "In a group project, I took on too many tasks, thinking I could manage them all. This led to me being overwhelmed and not meeting a deadline. I realised my error, communicated with my team, and we redistributed the tasks. This experience taught me the importance of delegation, communication, and understanding my limits."

10. "What do you want to accomplish in your life?"

Mention a long-term goal related to personal, professional, or societal impact.

What Interviewers Are Looking For:

- Vision and ambition.
- Alignment of goals with personal values or experiences.
- Genuine passion or commitment to the goal.

Critical Mistakes Students Make:

- Giving vague or generic goals without personal connection.
- Focusing solely on personal achievements without considering broader impact.
- Not demonstrating passion or commitment to the goal.

Green Ticks (Positive Indicators):

- Providing a clear and visionary goal.
- Demonstrating alignment with personal values or experiences.
- Speaking with passion and conviction.

Sample Answer: "I aspire to work at the intersection of technology and healthcare to develop solutions that make quality healthcare accessible to underserved communities. Growing up in a rural area with limited healthcare facilities, I've seen the challenges firsthand and am committed to making a difference."

Conclusion

By preparing thoughtful and structured responses to these common questions, you'll be well-equipped to make a strong impression in your scholarship interview. Keep in mind, authenticity and self-awareness are key to standing out and showcasing your unique qualities.

In the next chapter, we will explore the financial considerations associated with private school scholarships, helping you and your family make informed decisions about this important investment in your education.

Chapter 7

Financial Considerations

While scholarships can significantly reduce the cost of private education, it's crucial for families to have a clear understanding of the financial implications of accepting a scholarship and attending a private school. This chapter explores the costs involved, strategies for budgeting, and financial planning tips to help you make informed decisions.

Understanding Costs Involved

Scholarships rarely cover all expenses associated with private education. It's important to be aware of all potential costs:

1. Tuition Fees:

- Full fees can range from \$20,000 to \$40,000 per year for day students.
- Boarding fees can add an additional \$20,000 to \$30,000 per year.
- Scholarships may cover anywhere from 25% to 100% of these fees.

Detailed Breakdown:

- Junior School (K-6): \$15,000 - \$25,000 per year
- Middle School (7-10): \$20,000 - \$30,000 per year
- Senior School (11-12): \$25,000 - \$40,000 per year
- Remember that fees often increase each year, typically by 3-5%

2. Compulsory Levies:

- Building fund contributions: Often \$500 - \$2,000 per year
- Technology levies: Can range from \$300 - \$1,000 per year
- Library fees: Usually \$100 - \$300 per year

3. Uniforms:

- Regular school uniform: Initial outlay of \$800 - \$1,500
- Sports uniform: Additional \$200 - \$500
- Formal attire for special events: \$150 - \$300

4. Textbooks and Stationery:

- Textbooks can cost several hundred dollars per year: \$400 - \$800
- Stationery, calculators, and other supplies: \$200 - \$400 per year

5. Extra-curricular Activities:

- Sports team membership fees: \$100 - \$500 per sport per season
- Music lessons and instrument hire: \$500 - \$2,000 per year
- Excursions and camps: \$500 - \$3,000 per year

6. Transportation:

- Public transport costs or fuel for private transport: \$500 - \$2,000 per year
- Potential need for a second family car: Variable cost

7. Additional Tutoring:

- Some students may require extra support to maintain scholarship grades
- Private tutoring can cost \$50 - \$100 per hour

8. Technology Requirements:

- Many schools require students to have personal laptops or tablets
- Cost can range from \$800 - \$2,500 depending on specifications

It's crucial to obtain a detailed breakdown of all costs from the school and calculate the total annual expense beyond what the scholarship covers.

Hidden Costs to Consider

Beyond the obvious expenses, there are several hidden costs that families should be prepared for:

1. Social Expectations:

- Participation in social events, birthday parties, and school functions can add up.
- Estimated cost: \$500 - \$1,500 per year

2. Fundraising Contributions:

- Many private schools expect families to contribute to fundraising efforts.
- This can include purchasing tickets to events, donating items, or direct financial contributions.
- Estimated cost: \$200 - \$1,000 per year

3. Overseas Trips:

- Some schools offer international excursions or exchange programs.
- These can be a significant expense if not included in scholarship coverage.
- Estimated cost: \$3,000 - \$10,000 per trip

4. Extra-curricular Competition Costs:

- If your child excels in sports or arts, there may be costs associated with competitions or performances.
- This can include travel, accommodation, and entry fees.
- Estimated cost: \$500 - \$3,000 per year

5. Academic Enrichment Programs:

- Additional courses or summer programs to enhance academic performance.
- Estimated cost: \$500 - \$5,000 per program

6. Health and Wellbeing Services:

- Some schools offer additional health services or counselling which may not be covered by standard fees.
- Estimated cost: \$200 - \$1,000 per year

Budgeting for Private Education

Once you have a clear understanding of the costs, creating a comprehensive budget is essential:

1. Assess Current Financial Situation:

- Review your income, expenses, savings, and debts.
- Identify areas where you can potentially reduce spending.
- Consider using financial planning software or apps to get a clear overview of your finances.

2. Calculate Net Costs:

- Subtract the scholarship amount from the total school costs.
- Include all additional expenses mentioned above.
- Create a spreadsheet to track all school-related expenses.

3. Create a Monthly Budget:

- Divide the annual school costs into monthly amounts.
- Include these in your regular monthly budget.
- Consider setting up a separate bank account for school expenses.

4. Plan for Increases:

- School fees typically increase each year.
- Factor in a 3-5% annual increase in your long-term budget.
- Review your budget annually to ensure it remains accurate.

5. Consider Sibling Discounts:

- If you have multiple children, enquire about sibling discounts.
- These can often range from 10% to 20% off tuition fees for second and subsequent children.

6. Explore Payment Plans:

- Many schools offer options to pay in instalments.
- Understand any associated fees with different payment methods.
- Some schools offer discounts for upfront annual payments.

7. Emergency Fund:

- Set aside funds for unexpected expenses or changes in financial circumstances.
- Aim for 3-6 months of school expenses in your emergency fund.



Financial Planning Tips

1. Start Saving Early:

- Even if your child has a substantial scholarship, start a dedicated education savings fund as early as possible.
- Consider high-interest savings accounts or education-specific investment options.

2. Explore Additional Funding Sources:

- Look into education-specific savings accounts or bonds.
- Consider whether family members might contribute to education costs.
- Research additional scholarships or grants that could supplement your child's primary scholarship.

3. Reassess Regularly:

- Review your budget and financial plan annually.
- Be prepared to make adjustments as circumstances change.
- Consider meeting with a financial advisor annually to review your education funding strategy.

4. Understand Scholarship Terms:

- Know what is required to maintain the scholarship.
- Understand the process if you need to relinquish the scholarship due to financial constraints.
- Be clear on whether the scholarship amount changes over time or remains constant.

5. Consider Long-Term Implications:

- Think about how private school expenses might impact other financial goals (e.g., retirement savings, home ownership).
- Consider the potential return on investment in terms of future educational and career opportunities for your child.

6. Explore Tax Implications:

- Consult with a tax professional about any potential tax benefits or implications of private school expenses.
- Some countries offer tax deductions or credits for certain educational expenses.

7. Insurance Considerations:

- Review your life and income protection insurance to ensure your child's education can continue if something happens to the primary earner(s).
- Consider education-specific insurance policies that cover school fees in case of unforeseen circumstances.

8. Communicate with the School:

- If your financial situation changes, don't hesitate to discuss options with the school's finance office.
- Some schools have hardship funds or can offer additional support in challenging times.
- Be proactive in communication to avoid potential issues.

9. Balance Short-Term and Long-Term Planning:

- While focusing on school fees, don't neglect long-term savings goals.
- Consider how private school expenses fit into your overall financial plan.
- Look at the entire educational journey, including potential university costs.

10. Seek Professional Advice:

- Consider consulting with a financial advisor to help create a comprehensive plan that balances education expenses with other financial goals.
- An advisor can help you optimise your finances and potentially identify additional ways to fund your child's education.

Case Study: The Johnson Family's Financial Journey

To illustrate how these financial considerations play out in real life, let's look at the Johnson family:

The Johnsons have two children: Emma (14) and Jack (12). Emma has received a 50% scholarship to a prestigious private school for her high school years. The family is thrilled but needs to carefully consider the financial implications.

Income and Expenses:

- Combined parental income: \$150,000 per year
- Current savings: \$50,000
- Monthly expenses (before school costs): \$8,000

School Costs for Emma:

- Annual tuition (before scholarship): \$30,000
- Scholarship amount: \$15,000
- Net tuition: \$15,000
- Additional costs (uniforms, books, etc.): \$5,000 first year, \$3,000 subsequent years

Financial Strategy:

1. The Johnsons created a detailed budget, allocating \$1,500 per month for Emma's school expenses.
2. They set up a separate high-interest savings account for school fees.
3. They reduced some discretionary spending, saving an additional \$500 per month.
4. Grandparents agreed to contribute \$2,000 per year towards educational expenses.
5. Mr. Johnson took on additional part-time work to boost their income.
6. They met with a financial advisor to restructure their investments, focusing on education savings for both children.
7. The family discussed the financial commitment with Emma, ensuring she understood the importance of maintaining her scholarship.

Outcome:

By planning carefully and making some adjustments, the Johnsons were able to manage the additional expenses without compromising their long-term financial health. They also started planning early for Jack's future educational needs.

Conclusion

Accepting a scholarship and committing to private education is a significant financial decision that requires careful consideration and planning. While the academic and developmental benefits can be substantial, it's crucial to ensure that the financial commitment is sustainable for your family in the long term.

Remember that financial circumstances can change, and it's important to have contingency plans. Regular reassessment of your financial situation and open communication with the school can help ensure that your child's education remains on track without causing undue financial stress.

Key takeaways:

1. Understand all costs involved, including hidden expenses.
2. Create a comprehensive budget that accounts for all school-related expenses.
3. Plan for long-term financial implications, including fee increases and additional educational costs.
4. Explore all potential funding sources and payment options.
5. Maintain open communication with the school about your financial situation.
6. Seek professional financial advice to optimise your overall financial strategy.
7. Regularly review and adjust your financial plan as circumstances change.

By approaching the financial aspects of private education with thorough planning and ongoing management, you can help ensure that your child's scholarship opportunity translates into a positive and sustainable educational experience for the entire family.

In the next chapter, we'll explore success stories and testimonials from scholarship recipients, providing real-world insights into the impact of these opportunities on students' academic and personal growth.