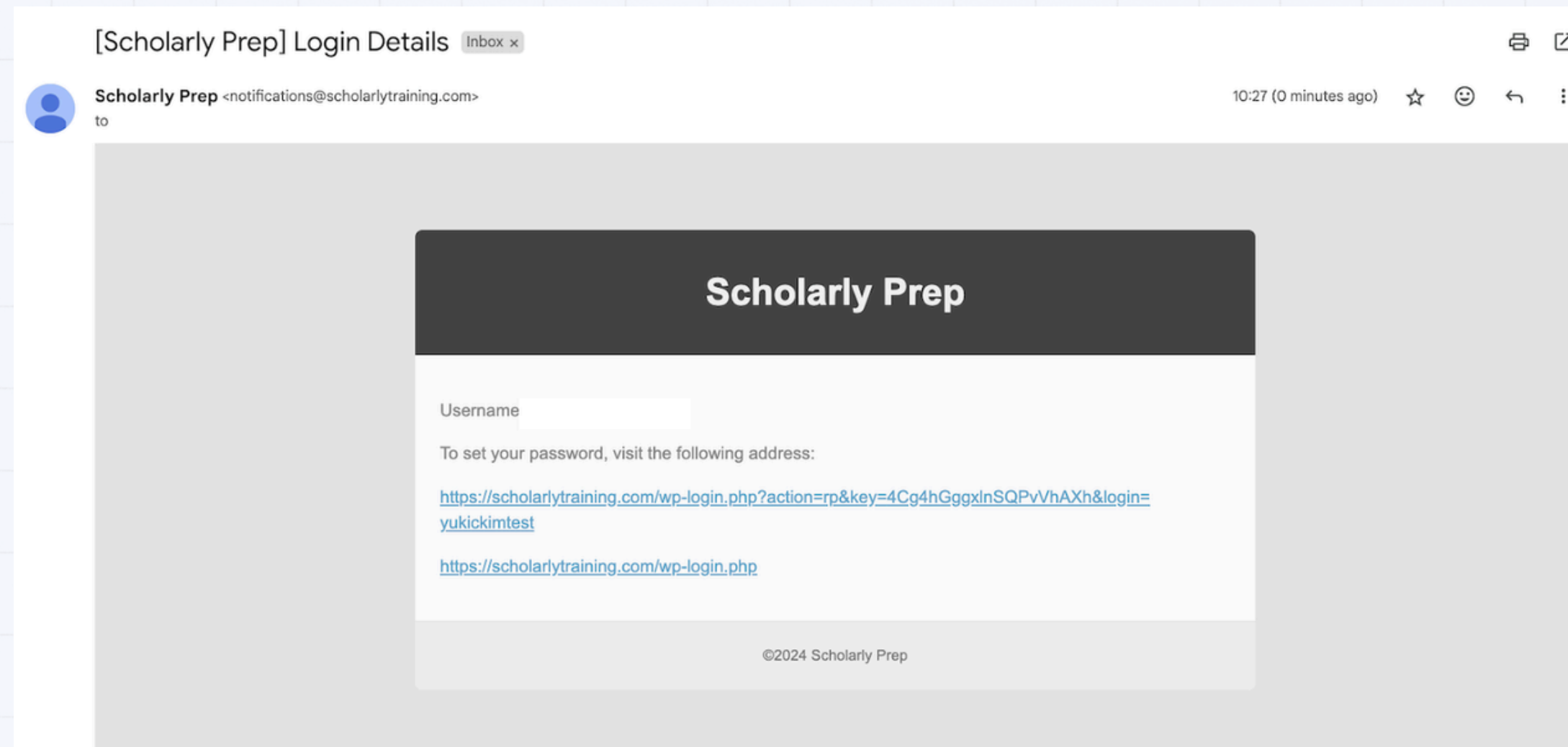


Scholarly Zoom

COURSE PLATFORM INSTRUCTIONS

Login Instructions (First Time Users)

- Check your enrollment email for an email from **Scholarly Prep** with the subject “**Login Details**”.
- Double-check your spam/junk folder if you can't find the email.
- Set your password.
- See next page for where to log in.




If you are facing any issues, [please click here to contact us ASAP.](#)




<https://www.scholarlytraining.com/whatsapp>

Login Instructions (New & Existing Users)

Login to scholarlytraining.com/zoom-platform/ using the same email address and password you have enrolled with.



Scholarly 

Welcome to Scholarly's Zoom Platform


[Login](#) [Reset Password](#)

Phone or Email Address

Password

Remember Me

[Log In](#)

 [#ScholarlyAsk](#)

If you are facing any issues, [please click here to contact us ASAP.](#)

 <https://www.scholarlytraining.com/whatsapp>

Common Questions

1. "Nothing happens when I click a button?"

- Try refreshing the page (look for a circular arrow at the top of your screen).

2. "Can't find the password email?"

- Check your spam/junk folder or contact us for help.

3. "Can't load a certain page or keep getting errors?"

- Try opening an "incognito" or "private" window, follow these steps according to your browser:
 - Google Chrome: Click the three dots : in the top right corner → "New incognito window"
 - Safari: Click "File" → "New Private Window"
 - Microsoft Edge: Click the three dots ... → "New InPrivate window"
 - Firefox: Click the three lines ≡ → "New Private Window"

If you are facing any issues, [please click here to contact us ASAP.](#)



<https://www.scholarlytraining.com/whatsapp>

Common Questions


4. "How can I reset my password?"

- **If you are not logged in**, you can reset your password here:

<https://scholarlytraining.com/zoom-platform/>

- Click the **"Reset Password"** button.

See next page for how to reset your password if you are logged in!



The screenshot shows a white login and password reset interface on a blue background. At the top, the 'Scholarly' logo is displayed next to a Zoom logo. Below the logo, the text 'Welcome to Scholarly's Zoom Platform' is centered. There are two buttons: a white 'Login' button with a user icon and a blue 'Reset Password' button with a lock icon. Below these buttons is a text input field labeled 'Email Address or Username'. At the bottom of the form is a white 'Reset Password' button.

If you are facing any issues, [please click here to contact us ASAP.](https://www.scholarlytraining.com/whatsapp)



<https://www.scholarlytraining.com/whatsapp>

Common Questions

4. "How can I reset my password?"

- If you are logged in, you can change your password by going to "My Account" and clicking on either "Change Password" or "Account Details."

The screenshot shows the Scholarly user interface. At the top, there are navigation links: "My Courses", "Course Details", "My Account" (highlighted with a red box and a red arrow pointing to it from a callout box that says "Click here first!"), and "Scholarly+ Courses". Below this is a user profile section with a "Hello User" greeting and a sidebar menu containing "Dashboard", "Orders", "My Courses", "Account Details", and "Logout". The "Account Details" menu item is highlighted with a red arrow pointing to it from a callout box that says "Then click here or here!". To the right of the sidebar are three main cards: "Add Profile Picture" (with an "Add Profile" button), "Change Password" (with a "Change Password" button highlighted by a red box and a red arrow pointing to it from the "Then click here or here!" callout), and "Term 1 Holiday is live" (with a "Check New Courses" button). At the bottom, there are promotional banners for "YEAR 6 MATHS" and "YEAR 6 Thinking Skills".

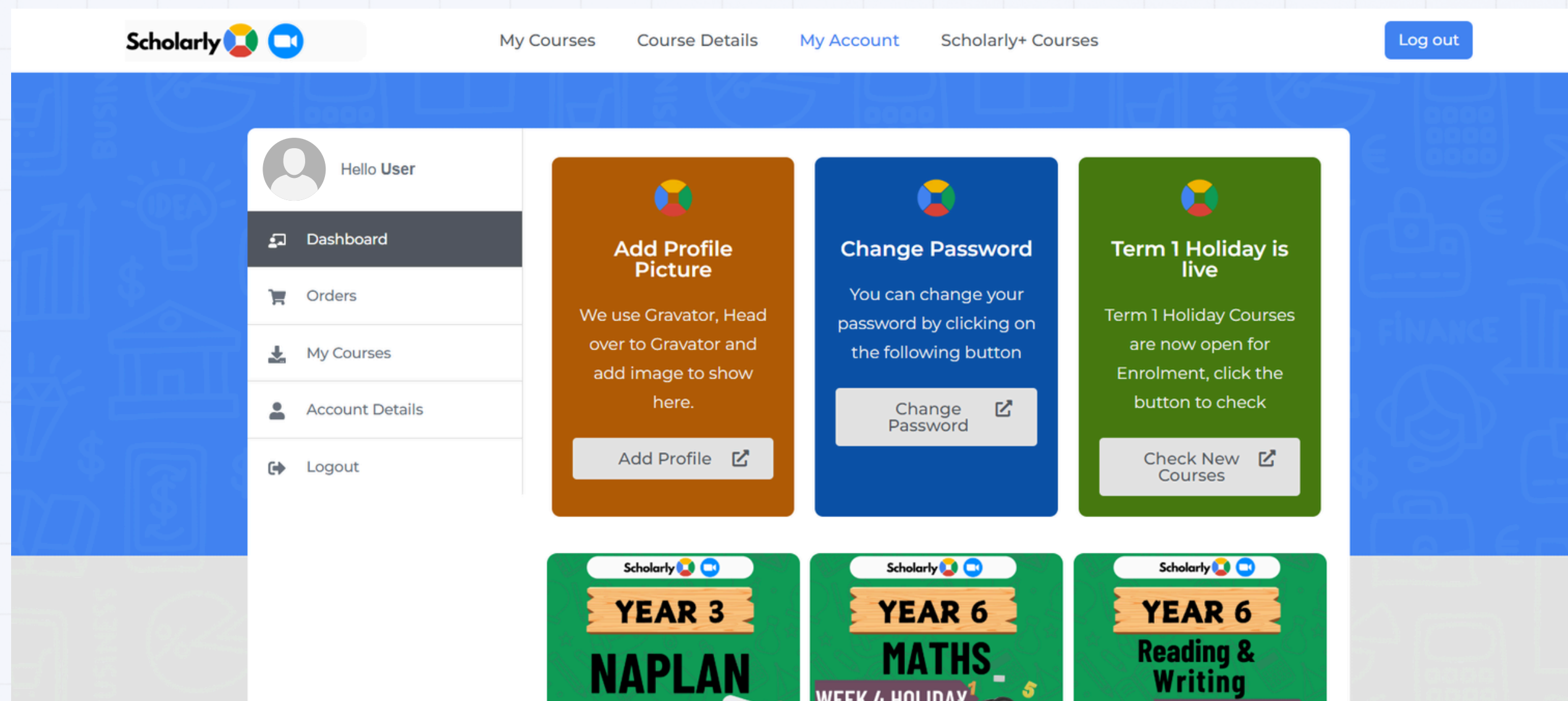
If you are facing any issues, [please click here to contact us ASAP.](https://www.scholarlytraining.com/whatsapp)



<https://www.scholarlytraining.com/whatsapp>

Once Logged In

You will be taken automatically to your account page at [scholarlytraining.com/zoom-platform/my-account/](https://www.scholarlytraining.com/zoom-platform/my-account/).



If you are facing any issues, [please click here to contact us ASAP.](#)



<https://www.scholarlytraining.com/whatsapp>

Accessing Your Courses

Click "**My Courses**" after logging in.

The screenshot shows the Scholarly user dashboard. At the top, the navigation bar includes the Scholarly logo, a 'My Courses' link (highlighted with a red box and a red arrow pointing to it), 'Course Details', 'My Account', 'Scholarly+ Courses', and a 'Log out' button. On the left, a sidebar menu lists 'Dashboard', 'Orders', 'My Courses', 'Account Details', and 'Logout'. The main content area features three cards: 'Add Profile Picture', 'Change Password', and 'Term 1 Holiday is live'. Below these are three promotional cards for 'YEAR 3 NAPLAN', 'YEAR 6 MATHS', and 'YEAR 6 Reading & Writing'. A callout box with the text 'Click here!' is positioned near the 'My Courses' link in the navigation bar.


If you are facing any issues, [please click here to contact us ASAP.](#)



<https://www.scholarlytraining.com/whatsapp>

Accessing Your Courses (Continued)

- Select your enrolled course.
- In this EXAMPLE image, the student has enrolled for “Year 6 Thinking Skills Summer Holiday Week 1 Zoom Booster G2”

Scholarly  My Courses Course Details My Account Scholarly+ Courses Log out

My Courses

Enrolled

YEAR 6 THINKING SKILLS WEEK 1 HOLIDAY

Year 6 Thinking Skills Summer Holiday Week 1 Zoom Booster G2

Continue Study

1. Paid Free

2. CLICK

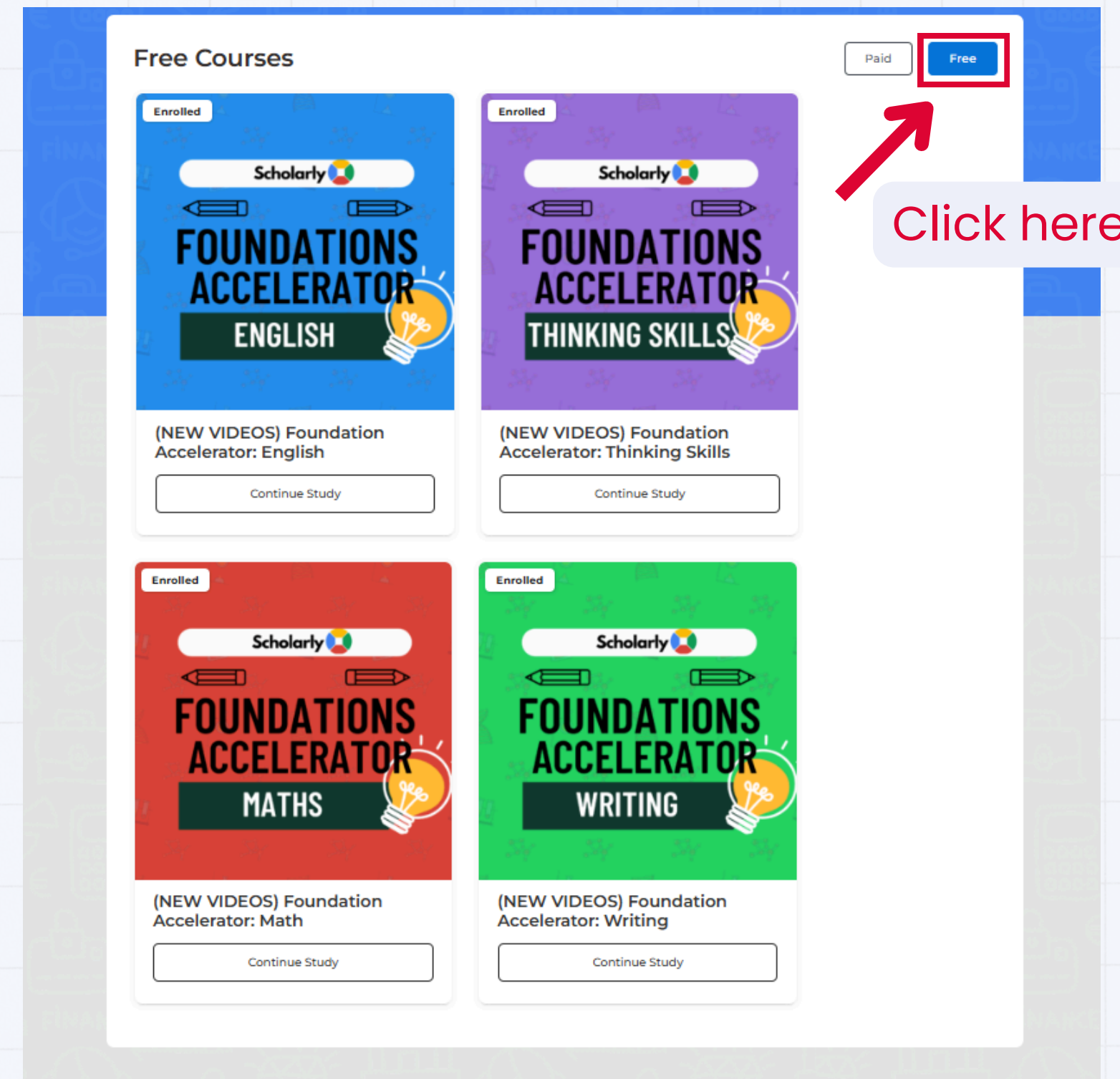
If you are facing any issues, [please click here to contact us ASAP.](#)



<https://www.scholarlytraining.com/whatsapp>

Accessing Free Courses

- Note: There are 4 **COMPLIMENTARY** courses under the “Free” button!
- These are courses to help your child with Maths, Thinking Skills, English, and Writing



If you are facing any issues, [please click here to contact us ASAP.](https://www.scholarlytraining.com/whatsapp)



<https://www.scholarlytraining.com/whatsapp>

Joining Your Class



Year 6 Thinking Skills Summer Holiday Week 1 Zoom Booster G2

1 **Join the Class**
Click here to join the class
Zoom Passcode : 123

2 **Course Details**
Date : 23/12/24 - 27/12/24
Timing : 9 AM - 11 AM (Mon-Fri)
Homework : Released After Class

3 **After Class Notes**
After Class Notes

Instructions
Scholarly Instructions

4 **Day 1**

Thinking Skills Homework

AVAILABLE ON 23 DECEMBER 2024 11:00 AM

Thinking Skills Answers

AVAILABLE ON 23 DECEMBER 2024 2:00 PM

- Click the button provided to join the class at the scheduled time.
- Tutors will upload summary notes for your child to review.
- All **course materials** will be available for access here on this page.

If you are facing any issues, [please click here to contact us ASAP.](https://www.scholarlytraining.com/whatsapp)



<https://www.scholarlytraining.com/whatsapp>

Course Materials

- **Subject-Specific Courses:**

- Homework will be provided after the class ends.
- Homework answers will be released 3 hours later.

- **Trial Test Courses:**

- The first trial test will be released at **12 PM on Sunday**, the day before your first class.
- From the second trial test onwards, tests will be released after each class and continue until Thursday.

If you are facing any issues, [please click here to contact us ASAP.](#)



<https://www.scholarlytraining.com/whatsapp>

Writing Submissions

- To view feedback on your writing or to submit your writing, click the **“Writing”** button.

Year 5 Reading & Writing Summer Holiday Week 1 Zoom Booster

Join the Class
Click here to join the class
Zoom Passcode : 123

Course Details
Date : 23/12/24 – 27/12/24
Timing : 11 AM – 1 PM (Mon–Fri)
Homework : Released After Class
Answers : Released 3 H Class

Writing Homework
Writing Homework

After Class Notes
After Class Notes

Instructions
Scholarly Instructions

Click here!

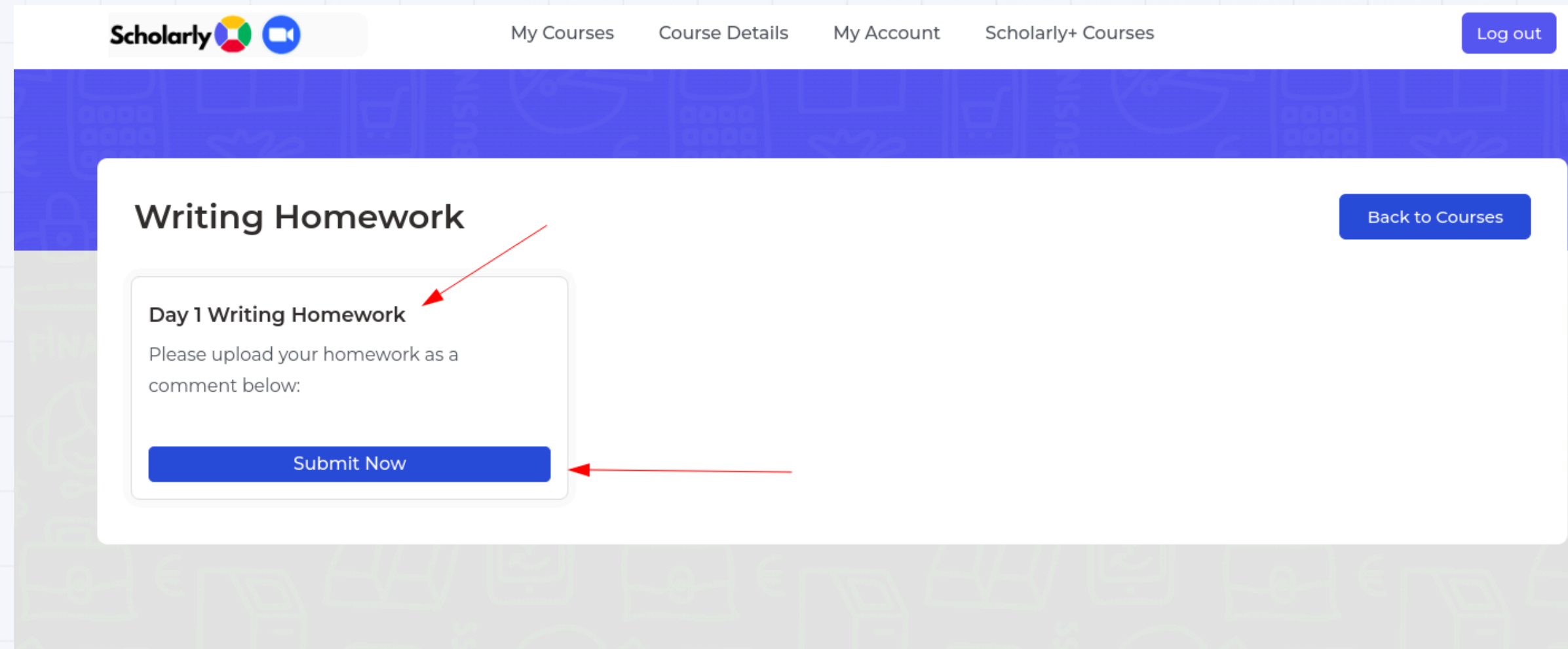
If you are facing any issues, [please click here to contact us ASAP.](#)



<https://www.scholarlytraining.com/whatsapp>

Writing Submissions

- Once you are on the writing page, you will see writing assignments based on the course.
- These could be weekly homework or holiday assignments.
- Click **“Submit”** and you will be redirected to the actual homework.



If you are facing any issues, [please click here to contact us ASAP.](https://www.scholarlytraining.com/whatsapp)



Writing Submissions

- Here, you will find the writing prompt for your homework.
- Complete the assignment based on the prompt, and once finished, submit it as a comment below.
- You can submit your work either as a file or as text in the comment box.
- After submission, it will take **3-5 days to receive feedback**. The feedback will be shared on the page as well.
- Check your comment, as **the feedback will be provided in a reply to your comment**.

Writing Prompt ←

Please upload your homework as a comment below:

Leave a Comment

Logged in as Asif Ali. [Edit your profile](#). [Log out?](#) Required fields are marked *

Type here..

Attachment No file chosen

The maximum upload file size: 256 MB.

You can upload: [image](#), [audio](#), [video](#), [document](#), [spreadsheet](#), [interactive](#), [text](#), [archive](#), [code](#), [other](#).

Links to YouTube, Facebook, Twitter and other services inserted in the comment text will be automatically embedded.

If you are facing any issues, [please click here to contact us ASAP](#).



<https://www.scholarlytraining.com/whatsapp>

Quiz Access (TRIAL TEST ONLY)

1. Your trial tests will be accessible under the materials (see “Joining Your Class” page)
2. Click on the specific quiz you would like to take.
3. Click **“Start Quiz”**.

Week 10 Math Trial Test

[Year 5 Selective Trial Tests Term 4 Zoom Booster 2024](#) > [Year 5 Selective Trial Tests Term 4 Zoom Booster 2024](#) > [Week 10 Math Trial Test](#)

Start Quiz

If you are facing any issues, [please click here to contact us ASAP.](#)



<https://www.scholarlytraining.com/whatsapp>

Quiz Access (TRIAL TEST ONLY)

Important Rules!

- The timer for the Trial Test will start as soon as you click “Start Quiz”.
- You may NOT exit the quiz once you start it.
- Only the score from your FIRST attempt will appear in the class ranking.

Week 10 Math Trial Test

Year 5 Selective Trial Tests Term 4 Zoom Booster 2024 > Year 5 Selective Trial Tests Term 4 Zoom Booster 2024 > Week 10 Math Trial Test

Start Quiz

If you are facing any issues, [please click here to contact us ASAP.](#)



<https://www.scholarlytraining.com/whatsapp>

During the Quiz (TRIAL TEST ONLY)

Question Colour Guide:


1. Yellow: Answered
2. Red: If you clicked the "Review Question" button. This is for you to mark questions you want to check again later.
3. White: Default, question not answered yet.
4. Pink with Blue Outline: The current question you are on.

You will have the freedom to click into any question you prefer.

Week 10 Math Trial Test

Year 5 Selective Trial Tests Term 4 Zoom Booster 2024 > Year 5 Selective Trial Tests Term 4 Zoom Booster 2024 > Week 1...

Time limit: 00:33:23



Current Review Answered

Review Question

Quiz Summary

If you are facing any issues, [please click here to contact us ASAP.](#)



<https://www.scholarlytraining.com/whatsapp>

Completing the Quiz (TRIAL TEST ONLY)

- At the bottom of the page you will see your answer options. Please click the one you think is correct.
- Click “Next” to move onto the following question.

• Tommy was 27 years old when Sheila was born while Noel was 24 years old when Marty was born, and Marty is 2 years younger than Ben.

If Sheila was 5 years old when Ben was born, what were the ages of Tommy and Noel, respectively, when Ben was born?

- 32 years old and 22 years old
- 32 years old and 23 years old
- 32 years old and 24 years old
- 32 years old and 29 years old
- 35 years old and 33 years old

Next

If you are facing any issues, [please click here to contact us ASAP.](#)



<https://www.scholarlytraining.com/whatsapp>

Finishing the Quiz (TRIAL TEST ONLY)

- Click "Summary" to review all questions.
- Click "Finish Quiz" when you are ready to submit your answers.
- Answers **cannot** be changed after finishing.

Quiz Summary
3 of 35 Questions completed

Questions:

1	2	3	4	5	6	7	8	9	10	11	12	13	14	15	16	17	18	19	20	21	22
23	24	25	26	27	28	29	30	31	32	33	34	35									

Current Review Answered

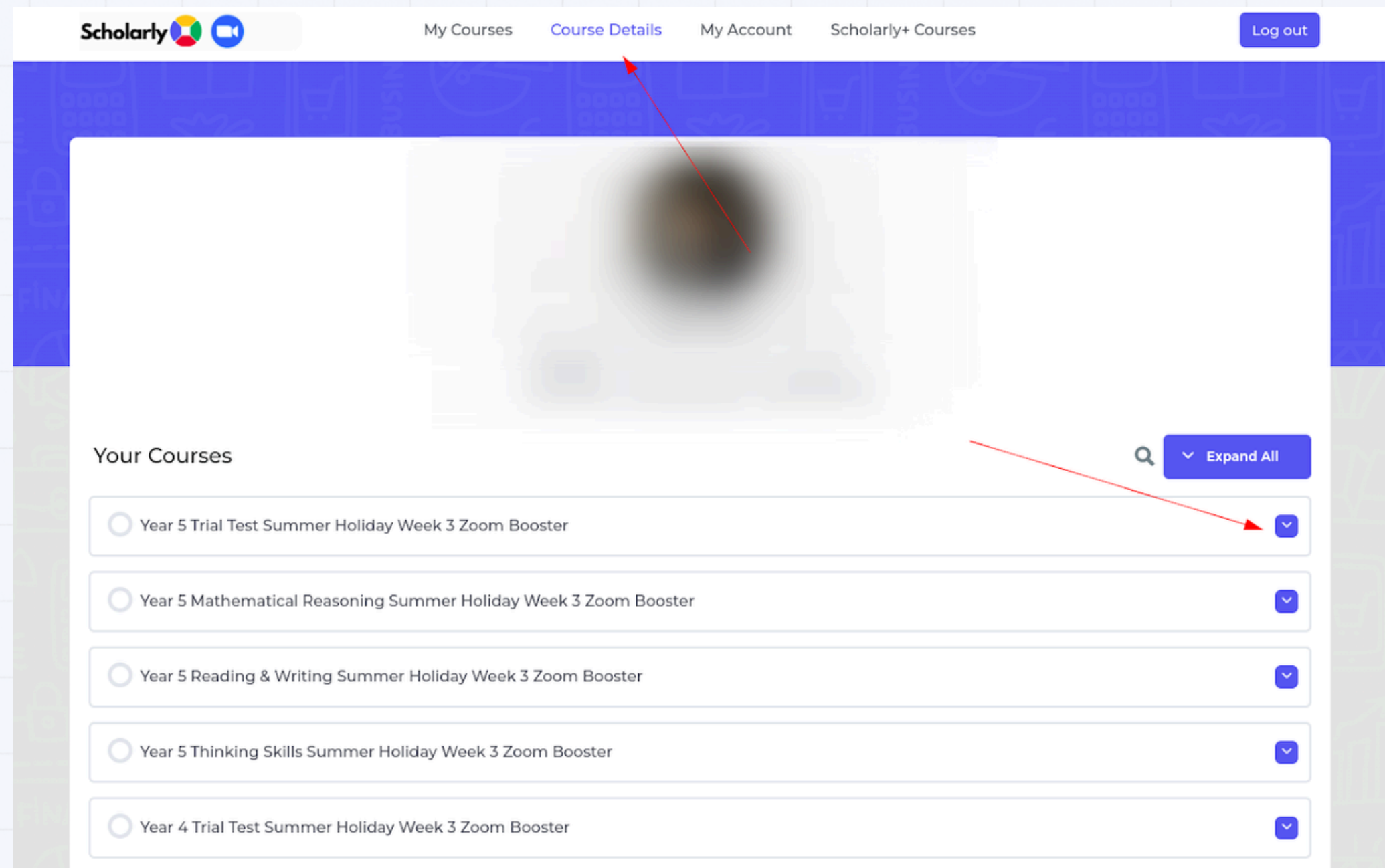
[Finish Quiz](#)

If you are facing any issues, [please click here to contact us ASAP.](#)



Seeing Your Results (TRIAL TEST ONLY)

- After completing a trial test, you can view the results by clicking the **“View Questions”** button that appears once the test is finished.
- If you closed that page and are now looking for the results of a previous test, you can find them by going to **“Course Details.”**



If you are facing any issues, [please click here to contact us ASAP.](https://www.scholarlytraining.com/whatsapp)



<https://www.scholarlytraining.com/whatsapp>

Seeing Your Results (TRIAL TEST ONLY)

- Once you click on the small expand icon it will open it like this.
- You will find the scores directly here. If you want more details, such as the questions, click the small icon below the statistics.

Quizzes	Certificate	Score	Statistics	Date
Day 3 Year 4 Thinking Skills Trial Test		0%		30 August 2024 5:39 pm
Day 3 Year 4 Thinking Skills Trial Test		13.33%		30 August 2024 5:57 pm

< 14 of 88 >

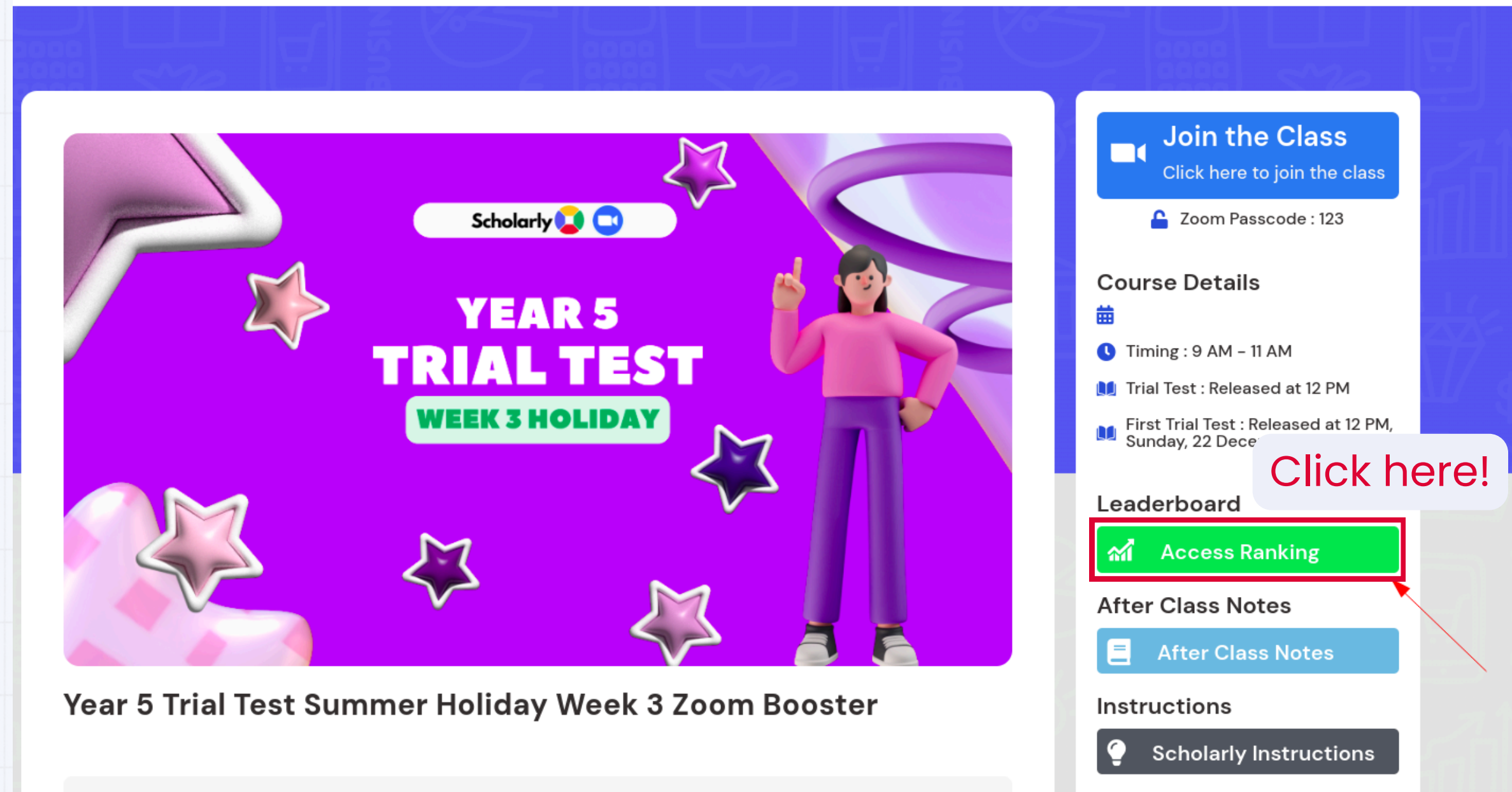
If you are facing any issues, [please click here to contact us ASAP.](#)



<https://www.scholarlytraining.com/whatsapp>

Quiz Leaderboard (TRIAL TEST ONLY)

- If you're enrolled in a trial test course or a course with quizzes, you will find the “**Access Ranking**” button on your course page.
- This allows you to access the leaderboard.



The screenshot shows a course page with a purple and pink theme. At the top, there's a 'Join the Class' button with the text 'Click here to join the class' and a Zoom Passcode of 123. Below this is the 'Course Details' section, which includes a calendar icon, timing of 9 AM - 11 AM, and release dates for the trial test. The 'Leaderboard' section is highlighted with a red box, and the 'Access Ranking' button is highlighted with a green box. A red arrow points to the 'Access Ranking' button with the text 'Click here!'. Below the 'Access Ranking' button are 'After Class Notes' and 'Instructions' sections, each with a corresponding button.

Year 5 Trial Test Summer Holiday Week 3 Zoom Booster

If you are facing any issues, [please click here to contact us ASAP.](#)

 <https://www.scholarlytraining.com/whatsapp>

Quiz Leaderboard (TRIAL TEST ONLY)

- After clicking the “**Access Ranking**” button, you will be redirected to this page. Here, you can view the rankings based on the course.
- For term-based courses, it will display weeks (e.g., Week 1, Week 2, Week 3, etc.) below the subject button.
- For holiday courses, it will display days.
- When you click on any week or day, it will show the ranking for that specific quiz or trial test.

Year 5 Thinking Skills Leader board Paid Free

English Math Thinking Skills

Day 1 Day 2 Day 3 Day 4 Day 5

maximum of 30 points

Pos.	Name	Entered on	Points	Result
1		29 September 2024 1:40 pm	26	86.67 %
2		30 September 2024 3:49 pm	26	86.67 %
3		30 September 2024 9:09 am	25	83.33 %
4		30 September 2024 10:22 am	25	83.33 %
5		30 September 2024 10:36 am	25	83.33 %
6		30 September 2024 3:48 pm	25	83.33 %
7		29 September 2024 1:46 pm	23	76.67 %

If you are facing any issues, [please click here to contact us ASAP.](#)



<https://www.scholarlytraining.com/whatsapp>

Contact Us

1. Chat Support

- For the fastest response, please contact us using the chat bubble on WhatsApp: <https://www.scholarlytraining.com/whatsapp>

2. Email

- Alternatively, you may email us at: information@scholarlytraining.com

If you are facing any issues, [please click here to contact us ASAP.](https://www.scholarlytraining.com/whatsapp)



<https://www.scholarlytraining.com/whatsapp>

