

# The Importance of Typing Speed

## For Computer-Based Selective School Tests

---

How faster typing can provide a significant advantage in the new generation of computer-based selective school exams



Handwriting  
**10-20 WPM**



Typing  
**30-40 WPM**

# Why Typing Speed Matters


## The New Testing Format

This year marks the first implementation of computer-based selective school tests, requiring students to type rather than handwrite their responses.




*"Students typically type about twice as fast as they write."*

## Example: Content Production

30 WPM typing:  900 words

(potentially in a 30-minute exam)

Handwriting:  ~300-400 words

## Impact on Exam Performance



### Competitive Advantage

Students with higher typing speeds will have a significant advantage over those with slower typing abilities.



### More Content Production

With faster typing, students can produce more content than previously possible with handwritten exams.



### Time Management

Efficient typing allows more time for planning and creative thinking rather than the mechanical process of writing.



### Creative Potential

While quantity matters, quality and uniqueness of ideas remain the primary assessment criteria.



The first step is to [measure your child's current typing speed](#) using an online typing test. If it's below 40 WPM, they should work on improving it.

# The Importance of Paper Planning

## Why Plan on Paper?

Despite the exam being computer-based, handwritten planning is crucial for creative development and deeper cognitive processing.



*"Planning on paper helps a lot with idea formation and deeper processing... typing on a computer disrupts the creative process."*

## Problem with Computer Planning

- ✗ "Kids type a little bit and then go back, type a little bit and go back..."
- ✗ Autocorrect and spell check reduce cognitive load, leading to more surface-level thinking

## Benefits of Handwritten Planning



### Sparks Organic Ideas

Handwriting activates different neural pathways that encourage more creative and original ideas.



### Deeper Cognitive Processing

The physical act of writing engages the brain more fully, promoting deeper understanding and connections.



### Keyword Mind Mapping

Creating a handwritten mind map with keywords provides "stepping stones" that guide the writing process.



### Architectural Framework

Paper planning helps map out the architecture of the text before typing begins, creating a stronger structure.

- ✓ **Recommendation:** Even in a computer-based exam, spend time creating handwritten plans to develop unique, creative ideas before typing the final response.

# Balancing Planning and Writing Time

## How Typing Speed Changes Time Allocation

With increased typing speed, students can reallocate their time to spend more on planning and creative development.



*"Students with a typing speed of 80 words per minute could write an entire essay in less than 10 minutes, allowing up to 20 minutes for planning."*

## Quality vs. Quantity

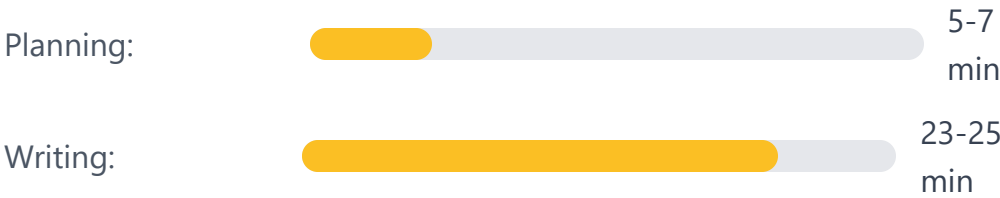
In the computer-based test environment, quality of ideas becomes even more important:

- ✓ Most students will easily produce 400-500 words
- ✓ Assessment focuses on creativity and uniqueness of ideas
- ✓ Out-of-the-box thinking becomes the differentiator

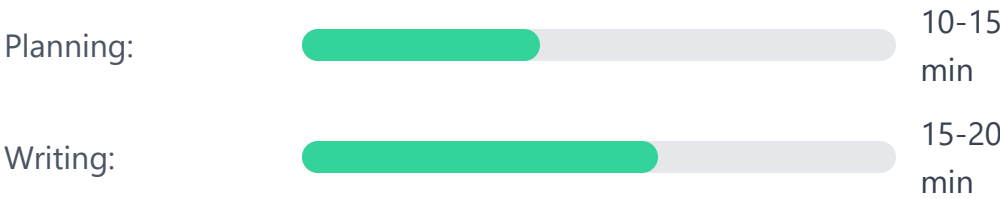
## Recommended Time Allocation



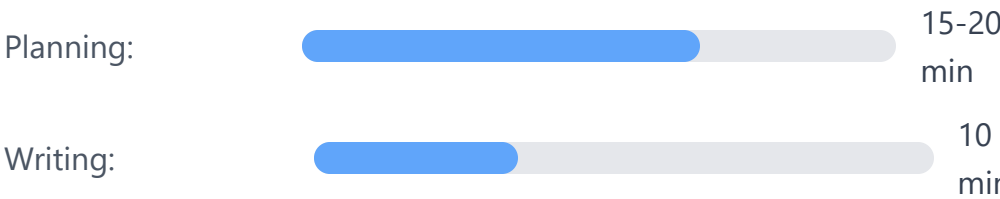
### Average Typing Speed (30-40 WPM)



### Fast Typing Speed (60-70 WPM)



### Elite Typing Speed (80+ WPM)



A 500-word essay can be completed in approximately 7-8 minutes



**Key Insight:** Faster typing doesn't just mean more content—it allows for significantly more planning time, leading to higher quality and more creative responses.

# Typing Speed Benchmarks

## Measuring Your Child's Typing Speed



The first step is to test your child's current typing speed using online typing tests.



Search online for "typing speed test" to find free assessment tools

## Impact of Different Typing Speeds

- 30 WPM: ~900 words in a 30-minute exam
- 60 WPM: ~1800 words (potentially)
- 80 WPM: A 500-word essay in 7-8 minutes

*Note: While most exams won't require this volume of writing, faster typing gives students more time for planning and refining ideas.*

## Typing Speed Categories



**Below Average**  
Well below the typical speed for students in Year 5-6. Needs immediate improvement.

⚠ May face significant disadvantage in timed computer-based exams



**Average**  
Typical range for students in Year 5-6. Provides basic competency.

ℹ Sufficient but leaves little extra time for planning and creativity



**Good**  
Above average, providing a moderate advantage in selective tests.

✓ Allows for better time management and more planning time



**Excellent**  
Top-end performance seen in high-achieving students. Significant advantage.

🏆 Maximises planning time for higher quality, unique responses



**Recommendation:** If your child's typing speed is below 40 WPM, prioritise improving it through regular practice with typing games and exercises.

# Improving Typing Speed Through Practice

## Daily Typing Practice



Allocate **5-10 minutes daily** for typing games and practice

Regular, consistent practice is more effective than occasional longer sessions. Make typing practice part of your child's daily routine.

*"If you can get your child's typing speed from 30-40 to 60-70 words per minute, that essentially means they're doubling their output."*



Consistent improvement over time yields significant advantages

## Proper Finger Positioning

Teaching correct typing technique is crucial for developing speed and accuracy:



Different colours represent finger assignments



Home row position



Proper posture

## Recommended Typing Games & Resources



### Typing Games

Engage children with fun typing games that make practice enjoyable.

- Typing.com
- TypeRacer
- Nitro Type
- Dance Mat Typing



### Online Typing Courses

Structured courses to develop proper technique from the beginning.

- BBC Typing
- TypingClub
- Keybr.com



### Practical Applications

Integrate typing practice into everyday activities.

- Type up homework assignments
- Write emails to family members
- Maintain a typed journal
- Transcribe short passages from books



### Progress Tracking

Regularly test typing speed to monitor improvement and maintain motivation.



**Pro Tip:** Start typing practice early (Year 2-4) to build this skill naturally before selective school preparation begins.

# Developing Creativity and Ideas

## Beyond Typing Speed



While typing speed provides a technical advantage, the **quality and uniqueness of ideas** remains the primary factor in assessment.

*"You will be tested a lot on your creativity in terms of the creativity of your ideas, not so much the volume of text you are able to produce."*

## The Declining Creativity Challenge



**Modern Distractions**  
Many children today spend time on "short-form brain rot content" rather than engaging with complex materials.



**Observed Trend**  
"Kids nowadays in my experience are not as creative as kids 5-10 years ago" due to less engagement with rich content.

## How to Cultivate Creativity



**Dinner Table Discussions**  
Engage in meaningful conversations about diverse topics to stimulate critical thinking.

[? Ask open-ended questions that require thoughtful responses](#)



**Rich Reading Material**  
Encourage reading literature that is challenging and thought-provoking.

[Classic novels](#) [Newspaper articles](#) [Quality non-fiction](#)



**Quality Media Consumption**  
Watch documentaries and educational content that expands knowledge and vocabulary.

[📺 Content created by authors and experts, not just content creators](#)



**Digital Detox**  
"Get my child off the phones" and limit time spent on social media platforms.



**Key Insight:** The combination of fast typing skills and rich creative ideas gives students the optimal advantage in computer-based selective tests.

# Keyword Mind Mapping Technique

## The Power of Keyword Mind Maps

A powerful planning technique that creates stepping stones to guide the writing process and enhance creativity.

*"I tell kids to do what I call a keyword mind map, where essentially they're writing down important keywords that they already know will feature in the exam."*



Keywords act as cognitive anchors that help structure thoughts and accelerate the writing process

## Benefits of Keyword Mind Mapping



### Faster Writing Speed

With a clear roadmap of keywords, students can type faster without pausing to think about what comes next



### Better Structure

Creates the architecture of the text before typing begins, ensuring logical flow and coherence



### Enhanced Creativity

Encourages lateral thinking and association between concepts, fostering unique ideas

## How to Create Effective Keyword Mind Maps

1

### Start with Central Theme

Begin with the main topic or prompt in the centre of your paper

2

### Branch Out Key Elements

Create main branches for major components of your response (e.g., characters, settings, key events)

3

### Add Descriptive Keywords

For each branch, add distinctive vocabulary, sensory details, and unique phrases you'll incorporate

4

### Connect Related Ideas

Draw lines between related concepts to establish connections within your narrative

## Practical Example

For a writing prompt about "An Unexpected Journey":

protagonist: curious scientist

setting: ancient forest

conflict: time portal

emotion: bewilderment

challenge: limited resources

resolution: ancient knowledge

*These keywords provide the framework for a unique story that can be rapidly expanded into a full narrative*



**Recommended Approach:** Spend 10-15 minutes creating a detailed keyword mind map on paper, then use your fast typing skills to efficiently transform those keywords into a full response.



# Summary and Action Plan

## ★ Key Takeaways



### Speed Advantage

Typing (30-40 WPM) is twice as fast as handwriting (10-20 WPM), creating a significant advantage in computer-based exams



### Paper Planning

Handwritten planning activates different neural pathways, fostering deeper processing and more creative ideas



### Time Reallocation

Faster typing allows students to spend more time on planning and creative development, optimising overall quality



### Quality Matters

Assessment focuses on creativity and uniqueness of ideas, not just volume of text produced

## 📅 Action Plan

1

### Measure Current Typing Speed

Use online typing tests to establish your child's baseline speed

[typingtest.com](#), [typing.com](#), [10fastfingers.com](#)

2

### Implement Daily Practice

Allocate 5-10 minutes daily for typing games and exercises to build speed

✓ Focus on proper finger positioning and technique

3

### Enrich Creative Environment

Limit digital distractions and increase exposure to quality content

Rich reading material

Documentary viewing

Thoughtful discussions

4

### Practice Keyword Mind Mapping

Combine paper planning with typing practice through structured exercises

📌 Plan on paper first, then type the full response with a timer

”

*"By balancing fast typing skills with rich, creative ideas developed through paper planning, your child will gain a significant advantage in the new computer-based selective school tests."*