

The Importance of ICAS

Understanding Your Child's Academic Standing

What is ICAS?

- ✓ An international assessment programme taken by approximately **10 million students worldwide**
- ✓ Covers core academic subjects: **English, Mathematics, Science** and other disciplines
- ✓ Widely distributed across **Australia, Singapore, Hong Kong** and other countries
- ✓ Provides a **standardised measurement** of academic achievement on a global scale

Why ICAS Matters

With the introduction of banding systems in selective school assessments, ICAS provides a clear metric to:

- Determine your child's academic ranking
- Assess potential for selective schools
- Evaluate readiness for OC placement
- Build a strong portfolio for scholarship applications

Understanding the ICAS Grading System

How to interpret results and what they mean for your child's potential

ICAS Achievement Levels

High Distinction

Top 1% of all participants globally

Distinction

Top 10% of all participants globally

Credit

Top 25% of all participants globally

Merit & Participation

Remaining participants

What These Results Mean

High Distinction

- ★ Excellent potential for top-tier OC classes (top 10)
- ★ Strong indicator of high academic capability
- ★ Suggests IQ potentially above 130

Distinction

- ★ Good potential for OC classes ranked 5-20
- ★ Indicates strong academic performance
- ★ Suggests above-average cognitive abilities

💡 **Key insight:** ICAS results provide a more accurate picture of your child's potential than standard school assessments, as ICAS questions are typically 1-1.5 years above grade level.

ICAS vs NAPLAN

Why ICAS is a Better Predictor of Selective School Success

ICAS Assessment

- ✓ Tests material **1-1.5 years above** current year level
- ✓ **Global comparison** with 10 million students worldwide
- ✓ Better **differentiates top performers** (1% and 10% bands)
- ✓ Highly **valued by private schools** for scholarship applications
- ✓ Question style and difficulty **aligns better** with selective exams

NAPLAN Assessment

- ✗ Tests material **at current year level** only
- ✗ **Limited to Australian** student population only
- ✗ **Less granularity** at the top end of performance
- ✗ Only valuable if in the "**triangle section**" (top band)
- ✗ **Lower difficulty level** than selective school exams

Why This Matters for Selective Schools

OC Exams (Year 4): Test material at approximately **Year 6 level**

Selective School Exams (Year 6): Test material at **Year 8-9 level**



ICAS's advanced difficulty level makes it a more accurate predictor of how a child will perform in these challenging exams. High achievement in ICAS strongly correlates with selective school success.

Using ICAS for School Selection



Making informed decisions for OC and selective school applications


ICAS Results as Predictors

Year 3 Results → OC Placement

-  **High Distinction:** Strong potential for top 10 OC classes
-  **Distinction:** Good potential for OC classes ranked 5-20

Year 5 Results → Selective Schools

-  **High Distinctions in all subjects:** Excellent chance for top 5 selective schools
-  **High Distinction in 1-2 subjects:** Strong potential for top 10 selective schools

 With banding systems replacing exact marks in selective tests, ICAS provides more precise measurements of academic standing.

ICAS Timeline and Planning

ICAS Exam Schedule


English: Late July to early August

Mathematics: During August

Science: During August

Preparation Strategy

- ✓ Begin with past papers **1-2 years above** current year level
- ✓ Complete 10-20 practice papers before the exam
- ✓ Focus on accuracy—high distinctions typically allow only 3-4 mistakes
- ✓ Treat each ICAS exam as a significant milestone in your preparation journey

 **Important:** If your school doesn't offer ICAS, you can register through external institutions that host the exams.

ICAS and Private School Scholarships

Building an impressive academic portfolio

Why ICAS Results Matter for Scholarships

Official Recognition

Many prestigious private schools **explicitly request ICAS results** in their scholarship application process.

Objective Measurement

ICAS provides an **internationally recognised benchmark** that differentiates top-performing students.




Portfolio Building

A collection of High Distinctions and Distinctions creates a **compelling academic profile** before selective school results are available.




! Important: Even if not explicitly requested, absence of ICAS results in your portfolio may suggest that results were not favourable.

Maximising ICAS for Scholarship Applications

Top Schools Using ICAS in Applications

-  Sydney Grammar School
-  The King's School
-  Most leading boys' and girls' schools

Strategic Approach

-  **Consistent Participation**
Take ICAS every year from Year 3 to Year 5 to demonstrate consistent excellence
-  **Multiple Subjects**
Aim for distinctions across English, Mathematics and Science to show well-rounded ability
-  **Improvement Trajectory**
Show consistent improvement year-on-year (e.g., from Distinction to High Distinction)

“ Success story: Students with excellent ICAS results consistently receive interview opportunities at top private schools, even before selective school results are available.

Effective ICAS Preparation Strategies

Maximising your child's performance and accuracy

Strategic Preparation Approach

↑ Challenge Above Year Level

Practice with materials **1-2 years above** your child's current year level to match ICAS difficulty.

🎯 Focus on Accuracy

High Distinctions require **extremely high accuracy** with only 3-4 mistakes maximum. Train for precision.

📅 Consistent Practice Schedule

Allocate **2-3 hours daily** for Year 5 preparation, with focused time on challenging questions.

📈 Track Improvement

Monitor progress over time, targeting **specific weaknesses** to convert Distinctions to High Distinctions.

Practical Implementation

Recommended Practice Materials

- 📄 **Past ICAS Papers**
Complete at least 10-20 past papers before the exam
- 📖 **Advanced Year-Level Materials**
Use Year 4-5 materials for Year 3 students
- 🧩 **Problem-Solving Resources**
Focus on complex reasoning and analytical questions

Preparation Timeline

- 6 months:** Introduction to above-level concepts and skills
- 3 months:** Regular practice with past papers and timed conditions
- 1 month:** Intensive review of challenging areas and error patterns
- 2 weeks:** Final revision and accuracy refinement

💡 **Expert Insight:** "The difference between Distinction and High Distinction is often not knowledge but consistency and accuracy in execution."

Keys to Success: Achieving High Distinction

- ✓ Exceptional accuracy (≤ 4 mistakes)
- 🧠 Advanced problem-solving capabilities
- 🕒 Efficient time management skills

What ICAS Results Reveal About Your Child

Understanding cognitive abilities and academic potential

Cognitive Abilities & IQ Correlation

High Distinction (Top 1%)

- > Indicates potential IQ of **130+** (gifted range)
- > Strong abstract reasoning and problem-solving abilities
- > Exceptional pattern recognition and analytical skills

Distinction (Top 10%)

- > Suggests IQ in the **115-130** range (above average to superior)
- > Strong academic capabilities with some advanced reasoning
- > Good potential that can be enhanced with focused training

Multiple Subject Excellence

High Distinctions in multiple subjects (English, Maths, Science) demonstrate **exceptional cognitive flexibility** and indicate strong potential across disciplines.

Academic Potential & Educational Pathways

Identifying Natural Capabilities

ICAS helps distinguish between **natural intelligence** and **learned skills**, providing insight into your child's innate academic potential.

Selective School Compatibility

- ✓ **Top 1% Performance (High Distinction)**
Suggests compatibility with most demanding academic environments in top 5 selective schools
- ✓ **Top 10% Performance (Distinction)**
Indicates potential success in selective schools ranked 5-20

Beyond Test Scores: What ICAS Reveals

- 💡 **Accuracy:** High Distinctions require exceptional precision (only 3-4 mistakes max)
- 💡 **Advanced reasoning:** Ability to tackle material 1-1.5 years above current level
- 💡 **Cognitive adaptability:** Capability to handle novel, complex problems

Making Educational Decisions Based on ICAS Results

School Selection

Match school academic intensity to your child's demonstrated cognitive abilities

Learning Approach


Tailor learning strategies to capitalise on cognitive strengths and address limitations

Realistic Expectations

Set achievable academic goals based on demonstrated intellectual capacity

Building a Year-by-Year ICAS Strategy

A strategic approach from Year 3 to Year 6



3 Year 3: Establishing the Baseline

- 🎯 **Goal:** First exposure to standardised testing; aim for distinction
- 📅 **Preparation:** Begin with Year 4-5 practice materials
- 📈 **Outcome:** Initial assessment for OC potential
- 🕒 **Time investment:** 1-2 hours daily for 3 months before exam

4 Year 4: Critical OC Year

- 🎯 **Goal:** Aim for high distinction to support OC placement
- 📅 **Preparation:** Complete ICAS even after OC exams for scholarship portfolio
- 📈 **Outcome:** Valuable credential for future applications
- 🕒 **Time investment:** 2 hours daily; maintain momentum after OC

5 Year 5: Critical Development Year

- 🎯 **Goal:** Target high distinctions in all three subjects
- 📅 **Preparation:** Focus on building accuracy, speed and subject mastery
- 📈 **Outcome:** Strong indicator for selective school potential
- 🕒 **Time investment:** 2-3 hours daily with focused practice

6 Year 6: Selective School Strategy

- 🎯 **Goal:** Maintain excellence while focusing on selective exams
- 📅 **Preparation:** Use ICAS as benchmarking for selective readiness
- 📈 **Outcome:** Complete portfolio for private school scholarship applications
- 🕒 **Time investment:** 3 hours daily balancing ICAS and selective prep

💡 Strategic Insights for Parents

Consistency is Key

Yearly participation builds a strong pattern of achievement that scholarship committees value.

Never Skip a Year

Even after OC exams, continue with ICAS as it remains crucial for your academic portfolio.

Measure Improvement

Track progression from distinction to high distinction as evidence of academic growth.

Common Misconceptions and Mistakes to Avoid

Ensuring your child's ICAS success through proper understanding

Misconceptions About ICAS

✖ "ICAS Isn't Important After OC"

The Truth:

ICAS remains crucial for private school scholarship applications and continues to provide valuable benchmarking data throughout primary education.

✖ "NAPLAN Is Just as Valuable"

The Truth:

ICAS tests material 1-1.5 years above grade level, providing a much stronger indicator of advanced academic capability than grade-level NAPLAN assessment.

✖ "My Child Can't Improve Much"

The Truth:

With focused preparation (10-20 practice papers), students can significantly improve their performance, moving from Distinction to High Distinction within a year.

Common Mistakes to Avoid

⚠ Insufficient Preparation

Starting preparation just a few weeks before the exam is inadequate. Begin at least 3 months ahead with structured practice using above-grade materials.

⚠ Ignoring Accuracy Training

Many focus only on knowledge, neglecting accuracy. High Distinctions require exceptional precision (only 3-4 mistakes maximum across the entire paper).

⚠ Overlooking School Selection

Not using ICAS results to inform realistic school choices leads to inappropriate applications. Match school selections to your child's demonstrated capabilities.

⚠ Skipping Years

Missing ICAS in any year creates gaps in your portfolio that scholarship committees may question. Maintain consistent participation from Year 3 onwards.

Expert Advice for Parents



Seek Personalised Guidance

Computerised reports often lack nuance. Consider personalised coaching to understand your child's



Treat ICAS as a Milestone

View each ICAS exam as a significant quarterly assessment. Prepare thoroughly and use results to adjust your strategy.



Balance Multiple Indicators

Use ICAS alongside other assessments, but recognise its unique value in predicting success in challenging academic environments.

specific strengths and growth areas.

ICAS: A Key to Academic Success

Summary and Action Steps for Parents

Key Takeaways



Reliable Assessment

With 10 million global participants, ICAS provides an internationally recognised benchmark that reliably identifies your child's academic standing.



School Selection

ICAS results offer crucial insights for realistic OC and selective school applications, especially with today's banding systems replacing exact marks.



Cognitive Insight

High Distinctions indicate advanced cognitive abilities (potential IQ 130+), helping identify children with exceptional academic potential.



Scholarship Portfolio

ICAS results are explicitly requested by prestigious private schools and form a critical component of scholarship applications.

☰ Action Steps for Parents

Immediate (Next 3 Months)

- ✓ Register for upcoming ICAS exams (typically in August)
- ✓ Acquire past papers for practice (10-20 papers recommended)
- ✓ Begin regular practice at 1-2 grade levels above

Medium Term (This Year)

- ✓ Establish 2-3 hour daily study routine for advanced material
- ✓ Focus on improving accuracy to reduce errors below 4 per paper
- ✓ After results, reassess school choices based on performance

Long Term (Multiple Years)

- ✓ Maintain consistent ICAS participation every year
- ✓ Build a complete portfolio of ICAS certificates for scholarships
- ✓ Use year-over-year improvement to demonstrate academic growth

Final Thought

In today's competitive educational landscape, ICAS provides invaluable objective measurements that help position your child for academic success. The effort invested in ICAS preparation yields benefits for OC placement, selective school admission, and prestigious scholarship opportunities.

