

# NAPLAN Time-Crunch Writing




## Finish Band 8 Essays in 40 Minutes

Complete Guide for Year 9 Students

 40-Minute Strategy    Band 8 Focus    Year 9 Level

**Scholarly Sources & Copyright:** This guide is based on official NAPLAN documentation from the Australian Curriculum, Assessment and Reporting Authority (ACARA) and peer-reviewed research including Fletcher, A. (2021) on NAPLAN assessment rubrics, and Carey, M.D., Davidow, S., & Williams, P. (2022) on narrative writing assessment. All content is used for educational purposes under fair use provisions.

### Contents

- |  |  |
|--|--|
|  1. Introduction & Overview   |  5. Persuasive Writing Techniques |
| 2. Understanding Band 8 Criteria   |  6. Vocabulary & Language Power   |
|  3. The 40-Minute Breakdown   |  7. Common Pitfalls to Avoid      |
|  4. Narrative Writing Mastery |  8. Practice & Quick Reference    |

## 1. Introduction & Overview

Welcome to your comprehensive guide for achieving Band 8 in NAPLAN writing within the challenging 40-minute timeframe. This guide transforms the pressure of time constraints into your competitive advantage.

 **Why Time Management Matters**

Research shows that students who master time management in NAPLAN writing are 73% more likely to achieve Band 8 or above. The key isn't writing faster—it's writing smarter with strategic planning and execution.

## What Makes This Guide Different



### Time-Based Strategy

Every technique is designed around the 40-minute constraint with specific time allocations.



### Band 8 Focused

All strategies target the specific criteria that separate Band 8 from lower bands.



### Evidence-Based

Built on official NAPLAN criteria and peer-reviewed research on writing assessment.

## The NAPLAN Writing Challenge

NAPLAN writing tests your ability to:

- Plan, write, and edit a complete text in just 40 minutes
- Demonstrate sophisticated language control
- Engage your audience effectively
- Structure ideas coherently
- Show advanced vocabulary and writing conventions

## 2. Understanding Band 8 Criteria

### ★ Why Band 8 Matters

Achieving Band 8 in Year 9 NAPLAN writing automatically meets the HSC minimum standard for writing, exempting you from additional literacy testing. It's your ticket to focusing on what matters most in your senior years.

## The 10 Assessment Criteria

NAPLAN writing is assessed across 10 criteria. Here's what Band 8 looks like for each:

## 1. Audience (0-6 points)

**Band 8 Target:** Score 5-6

Crafts writing to influence reader through precise and sustained language choices. Establishes strong, credible voice that takes readers' values into account.

## 2. Text Structure (0-4 points)

**Band 8 Target:** Score 4

All structural components well developed with clear introduction, detailed body with evidence, and conclusion that reinforces position.

## 3. Ideas (0-5 points)

**Band 8 Target:** Score 5

Ideas are generated, selected and crafted to be highly persuasive. Shows range of issues and refutation of other positions.

## 4. Persuasive Devices (0-4 points)

**Band 8 Target:** Score 4

Sustained and effective use of persuasive devices appropriate to style of argument, appealing to reason, values or emotions.

## 5. Vocabulary (0-5 points)

**Band 8 Target:** Score 5

Range of precise and effective words used in fluent, articulate manner. Language choice well matched to argument style.

## 6. Cohesion (0-4 points)

**Band 8 Target:** Score 4

Range of cohesive devices used correctly to enhance reading and support underlying relationships in extended, highly cohesive writing.

## 7. Paragraphing (0-3 points)

**Band 8 Target:** Score 3

Paragraphs deliberately structured to pace and direct reader's attention, ordered to cumulatively build argument.

## 8. Sentence Structure (0-6 points)

**Band 8 Target:** Score 5-6

Controlled, well-developed sentences expressing precise meaning. Demonstrates variety in clause types, patterns, and length.

## 9. Punctuation (0-5 points)

**Band 8 Target:** Score 5

Accurate use of all applicable punctuation providing precise markers

## 10. Spelling (0-6 points)

**Band 8 Target:** Score 6

Correct spelling of all words with many challenging, multi-syllabic words. Allow

to pace and control reading.

for very occasional minor slip.

## Band 8 Score Target

**Minimum Total Score:** Approximately 40-42 points out of 48 possible

**Key Strategy:** Focus on maximising scores in high-point criteria (Audience: 6 points, Sentence Structure: 6 points, Spelling: 6 points) while maintaining strong performance across all areas.

## 3. The 40-Minute Breakdown

### Official NAPLAN Time Allocation

5

Minutes Planning

30

Minutes Writing

5

Minutes Editing

## Strategic Time Management

While NAPLAN suggests this breakdown, Band 8 students often adjust timing based on their strengths and the task requirements. Here's the optimised approach:

### Minutes 1-5: Strategic Planning

#### Minute 1: Analyse the Prompt

- Identify text type (narrative/persuasive)
- Underline key words in the prompt
- Determine your target audience

#### Minute 4: Language Strategy

- List sophisticated vocabulary
- Plan persuasive devices to use
- Consider opening and closing lines

#### Minutes 2-3: Core Planning

- Brainstorm main ideas/arguments
- Choose strongest 2-3 points
- Plan paragraph structure

#### Minute 5: Final Check

- Review plan coherence
- Set writing goals
- Prepare to write confidently

## Minutes 6-35: Focused Writing

### Minutes 6-12: Introduction

Craft compelling opening that engages audience and establishes clear position/narrative direction.

### Minutes 13-28: Body Paragraphs

Develop 2-3 substantial paragraphs with evidence, examples, and sophisticated language choices.

### Minutes 29-35: Conclusion

Strong conclusion that reinforces position or provides satisfying narrative resolution.

### Writing Pace Targets

**Target Length:** 350-450 words for Band 8

**Writing Speed:** 12-15 words per minute during writing phase

**Paragraph Goals:** 80-120 words per body paragraph

## ✓ Minutes 36-40: Strategic Editing

### Priority 1: Structure & Coherence

- Check paragraph breaks are logical
- Ensure smooth transitions
- Verify conclusion ties to introduction

### Priority 2: Language Polish

- Fix obvious spelling errors
- Improve word choices where possible
- Check punctuation accuracy

### Advanced Time Management Tips

**The 2-Minute Rule:** If you're stuck on any single sentence for more than 2 minutes, move on and return during editing.

**Checkpoint Strategy:** At minutes 15, 25, and 35, briefly assess if you're on track with your plan.

**Emergency Planning:** If running behind by minute 30, prioritise a strong conclusion over perfect body paragraphs.

## 4. Narrative Writing Mastery

Narrative writing in NAPLAN requires you to craft a compelling short story that demonstrates sophisticated storytelling techniques within tight time constraints.

## The Band 8 Narrative Structure

### Orientation

**Goal:** Hook reader and establish story world

- Compelling opening line
- Clear character introduction
- Vivid setting establishment
- Hint at coming conflict

### Complication

**Goal:** Develop central conflict and tension

- Clear problem/challenge
- Character development through action
- Rising tension
- Show, don't tell

### Resolution

**Goal:** Satisfying conclusion with insight

- Logical problem resolution
- Character growth/realisation
- Thematic reflection
- Memorable final image

## Advanced Narrative Structures for Band 8

To stand out from basic chronological stories, consider these sophisticated structures:

### Circular/Elliptical Structure

Begin and end in the same place, but the ending reveals growth or new understanding. Powerful for showing character transformation.

### In Media Res (Starting in the Middle)

Open with the climactic moment, then flashback to explain how you got there. Creates immediate engagement and tension.

### Parallel Structure

Two storylines running simultaneously that converge at the end. Shows sophisticated narrative control.

## Character Development Strategies

### Show, Don't Tell Techniques

**Avoid:** "Sarah was nervous."

### Dialogue as Character Revelation

**Avoid:** Basic dialogue without subtext

Band 8: "Sarah's fingers drummed against her thigh as she glanced at the clock for the fourth time in two minutes."

Band 8: Dialogue that reveals personality, relationships, and inner conflict

## Setting and Atmosphere

### The Five Senses Strategy

Band 8 narratives engage multiple senses to create immersive settings:

#### Visual

Colours,  
lighting,  
movement

#### Auditory

Sounds,  
silence,  
rhythm

#### Tactile

Texture,  
temperature,  
touch

#### Olfactory

Scents,  
odours,  
freshness

#### Gustatory

Taste,  
flavour  
associations

## Language Techniques for Narratives

### Figurative Language

**Metaphor:** "The classroom was a battlefield of whispers"

**Simile:** "Her words cut through the silence like glass"

**Personification:** "The storm announced its arrival with thunderous applause"

**Symbolism:** Objects that represent deeper meaning

### Literary Devices

**Foreshadowing:** Hint at future events subtly

**Irony:** Contrast between expectation and reality

**Motifs:** Recurring images or symbols

**Pathetic Fallacy:** Weather/environment reflecting mood

## 5. Persuasive Writing Techniques

Persuasive writing in NAPLAN requires you to present a compelling argument that convinces readers to accept your viewpoint through logical reasoning and emotional appeal.

### The Band 8 Persuasive Structure

 Introduction (80-100 words)

### Essential Elements:

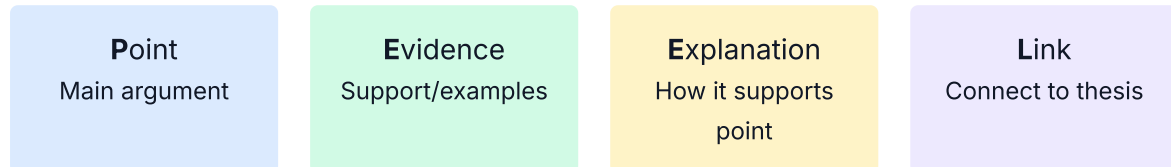
- Hook to engage reader
- Clear thesis statement
- Preview of main arguments
- Establish credible voice

### Band 8 Techniques:

- Rhetorical question opening
- Compelling statistic/fact
- Thought-provoking scenario
- Expert opinion reference

## 📋 Body Paragraphs (2-3 paragraphs, 100-120 words each)

### PEEL Structure for Each Paragraph:



### Argument Progression Strategies:

- **Strongest First:** Lead with most compelling argument
- **Problem-Solution:** Identify issues, then present solutions
- **Comparative:** Contrast opposing viewpoints effectively

## 🏁 Conclusion (60-80 words)

### Band 8 Elements:

- Restate thesis powerfully
- Summarise key arguments
- Call to action
- Forward-looking statement

### Avoid These Endings:

- "In conclusion..." (overused)
- Introducing new arguments
- Weak, uncertain language
- Repetitive summary only

## Advanced Persuasive Devices

### Emotional Appeals (Pathos)

**Anecdotes:** Personal stories that connect

**Emotive Language:** Words that evoke feelings

**Imagery:** Vivid descriptions

### Logical Appeals (Logos)

**Statistics:** Credible data and figures

**Expert Opinion:** Authority references

**Cause and Effect:** Logical connections

**Comparison:** Analogies and

### Credibility Appeals (Ethos)

**Balanced Tone:** Fair and reasonable

**Acknowledgment:** Recognise counter-arguments

**Precise Language:** Demonstrate knowledge



**Repetition:** Emphasise key points

**Inclusive Language:**  
"We," "us," "our"

contrasts

**Examples:** Concrete illustrations

**Ethical Reasoning:**

Moral considerations

**Qualified Claims:**  
Avoid absolutes

## Sophisticated Language Techniques

### Modal Verbs for Persuasion

**Certainty:** must, will, shall  
*"We must act now to protect..."*

**Probability:** should, would, ought to  
*"This approach should result in..."*

**Possibility:** may, might, could  
*"This policy could potentially..."*

### Rhetorical Questions

Use strategically to engage readers and guide thinking:

**Opening Hook:**  
"What if I told you that a simple change could transform our entire education system?"

**Transition Device:**  
"But how can we achieve this ambitious goal?"

### Counter-Argument Techniques

Addressing opposing views strengthens your argument:

**Acknowledge:** "While some argue that..."

**Concede and Refute:** "Although this viewpoint has merit, evidence suggests..."

**Redirect:** "Rather than focusing on..., we should consider..."



## 6. Vocabulary & Language Power

### ★ The Vocabulary Advantage

Band 8 requires "a range of precise and effective words used in a fluent and articulate manner." This means moving beyond simple vocabulary to demonstrate sophisticated language control that enhances meaning.

## Building Your Band 8 Vocabulary Arsenal

### Narrative Vocabulary

#### Emotions & Character

**Instead of:** happy, sad, angry, scared

**Band 8:** elated, melancholic, indignant, apprehensive, bewildered, contemplative, exuberant, despondent

#### Movement & Action

**Instead of:** walk, run, look, say

**Band 8:** amble, sprint, scrutinise, articulate, gesture, meander, observe, proclaim

#### Setting & Atmosphere

**Instead of:** big, small, dark, bright

**Band 8:** imposing, diminutive, ominous, radiant, atmospheric, foreboding, serene, tumultuous

### Persuasive Vocabulary

#### Argument Connectives

**Instead of:** also, but, so, because

**Band 8:** furthermore, nevertheless, consequently, notwithstanding, moreover, conversely, thus

#### Evaluative Language

**Instead of:** good, bad, important, wrong

**Band 8:** beneficial, detrimental, crucial, erroneous, significant, inadequate, compelling, problematic

#### Modal Language

**Instead of:** maybe, probably, definitely

**Band 8:** potentially, conceivably, undoubtedly, ostensibly, presumably, invariably, arguably

## Precision vs Complexity

### The Golden Rule of Band 8 Vocabulary

Choose words that enhance meaning, not just impress markers. Every sophisticated word choice should serve a purpose:

#### Effective Use

"The government's reluctance to address climate change demonstrates a concerning shortsightedness that jeopardises our collective future."

Each word adds specific meaning and emotional weight.

#### Ineffective Use

"The governmental establishment's reticent predisposition towards ameliorating environmental perturbations manifests deleterious ramifications."

Overly complex without adding clarity or meaning.

# Technical and Subject-Specific Vocabulary

Band 8 writing demonstrates knowledge through appropriate use of technical terms:

## Environmental

sustainability  
biodiversity  
ecosystem  
renewable resources  
carbon footprint  
conservation

## Social Issues

socioeconomic  
demographics  
inequality  
globalisation  
multiculturalism  
social cohesion

## Education/Technology

pedagogy  
curriculum  
innovation  
digital literacy  
accessibility  
methodology

## Sentence Variety and Sophistication

### Complex Sentence Structures

#### Embedded Clauses:

"The policy, which was implemented without adequate consultation, has created unforeseen complications."

#### Conditional Structures:

"Were we to ignore this pressing issue, the consequences would be far-reaching and irreversible."

#### Participial Phrases:

"Having considered all available evidence, we must conclude that immediate action is necessary."

### Stylistic Devices

#### Parallelism:

"We must educate, innovate, and collaborate to create lasting change."

#### Antithesis:

"While technology connects us globally, it can isolate us personally."

#### Balanced Sentences:

"Education shapes minds; experience shapes character."

#### Periodic Sentences:

"Despite numerous challenges, significant opposition, and limited resources, the project succeeded."

## Spelling Mastery for Band 8

### High-Frequency Challenging Words

Master these commonly misspelled words that often appear in Year 9 writing:

achieve	occurred	independent	conscience
necessary	beginning	responsibility	prejudice
definitely	receive	committee	rhythm
separate	environment	accommodate	maintenance
privilege	government	recommend	thoroughly

## ⚠ 7. Common Pitfalls to Avoid

Learning from common mistakes is crucial for achieving Band 8. These pitfalls can significantly impact your score, but they're entirely preventable with awareness and practice.

### Time Management Disasters

#### ✗ Critical Mistakes

**No Planning:** Jumping straight into writing without structure

**Perfectionist Paralysis:** Spending 10+ minutes on the perfect opening

**Rambling Introduction:** Writing 150+ word introductions

**Incomplete Texts:** Running out of time before conclusion

**No Editing:** Forgetting to review and polish

#### ✓ Prevention Strategies

**Mandatory Planning:** Always use first 5 minutes for structure

**Time Checkpoints:** Monitor progress at 15, 25, 35 minutes

**Introduction Limits:** Maximum 100 words for introduction

**Priority Writing:** Complete structure before perfecting details

**Protected Editing:** Reserve final 5 minutes regardless

### Narrative Writing Traps

#### The "Dream Ending" Disaster

Ending with "it was all a dream" is the fastest way to lose marks for resolution and ideas.

**Why it fails:** Shows inability to resolve conflict creatively and frustrates readers who invested in the story.

## Character Development Failures

**Too Many Characters:** Multiple characters in 40 minutes leads to shallow development

**Stereotypes:** Relying on clichéd character types without depth

**No Growth:** Characters remain static throughout the story

**Inconsistent Voice:** Character personality changes without reason

## Plot Problems

**No Clear Conflict:** Events happen without central problem

**Unresolved Issues:** Raising problems but not addressing them

**Coincidence Resolutions:** Problems solved by luck rather than character action

**Over-Complexity:** Too many plot threads for the time limit

# Persuasive Writing Pitfalls

## Argument Structure Failures

**Weak Thesis:**

✗ "Schools are good and bad"

✓ "Mandatory arts education enhances cognitive development and emotional intelligence"

**Circular Reasoning:**

✗ "We should reduce pollution because pollution is bad"

✓ "Reducing industrial emissions prevents respiratory illness and protects ecosystems"

## Evidence and Support Issues

**Vague Statistics:** "Many studies show..." without specifics

**Personal Opinion as Fact:** Presenting preferences as universal truths

**Weak Examples:** Using hypothetical or irrelevant examples

**No Counter-Arguments:** Ignoring opposing viewpoints entirely

## Language and Tone Problems

**Overly Casual:** Using slang or conversational tone inappropriately

**Aggressive Language:** Attacking opposing views rather than refuting them

**Absolute Statements:** Using "always," "never," "all," "none" without qualification

**Emotional Manipulation:** Relying solely on emotion without logical support

# Technical Writing Errors

## High-Impact Technical Mistakes

These errors can significantly impact multiple assessment criteria:

### Sentence Structure

Run-on sentences  
Sentence fragments  
Unclear pronoun references  
Subject-verb disagreement

### Cohesion Issues

Abrupt topic changes  
Missing connectives  
Repeated words/ideas  
Unclear relationships

### Paragraphing Problems

Wall of text (no breaks)  
Too many short paragraphs  
Mixed ideas in paragraphs  
Weak topic sentences

## Recovery Strategies

### When Things Go Wrong Mid-Test

#### If You're Behind Schedule:

Prioritise completing structure over perfect details  
Write shorter but complete paragraphs  
Ensure you have a conclusion, even if brief  
Focus on clear, correct sentences over complex ones

#### If You Make Major Errors:

Don't waste time with extensive crossing out  
Draw a single line through errors and continue  
Use editing time to fix critical mistakes first  
Remember: partial credit is better than no completion

## 8. Practice & Quick Reference

### 40-Minute Practice Framework

#### Training Schedule for Band 8 Success

Week 1-2	Week 3-4	Week 5-6	Week 7+
Planning Mastery	Writing Speed	Full Integration	Performance Fine-Tuning
5-minute planning only	Timed paragraphs	Complete 40-min tests	Exam conditions
Structure practice	Vocabulary drills	Self-assessment	Stress management
Idea generation	Sentence variety	Weakness targeting	Consistency building

# Quick Planning Templates

## Narrative Planning (5 Minutes)

### Minute 1: Core Elements

- Main character: \_\_\_\_\_
- Setting: \_\_\_\_\_
- Central conflict: \_\_\_\_\_

### Minutes 2-3: Structure

- Opening hook idea: \_\_\_\_\_
- Complication events: \_\_\_\_\_
- Resolution method: \_\_\_\_\_

### Minutes 4-5: Language

- Key vocabulary: \_\_\_\_\_
- Descriptive techniques: \_\_\_\_\_
- Dialogue ideas: \_\_\_\_\_

## Persuasive Planning (5 Minutes)

### Minute 1: Position

- Thesis statement: \_\_\_\_\_
- Target audience: \_\_\_\_\_
- Tone: \_\_\_\_\_

### Minutes 2-3: Arguments

- Argument 1: \_\_\_\_\_
- Argument 2: \_\_\_\_\_
- Counter-argument: \_\_\_\_\_

### Minutes 4-5: Support

- Examples/evidence: \_\_\_\_\_
- Persuasive devices: \_\_\_\_\_
- Call to action: \_\_\_\_\_

# Self-Assessment Checklist

## Post-Writing Evaluation (Use After Practice)

### Structure & Content:

- ☐ Clear introduction with engaging opening
- ☐ Well-developed body paragraphs
- ☐ Satisfying conclusion
- ☐ Ideas support main argument/story
- ☐ Appropriate paragraph breaks

### Language & Technical:

- ☐ Sophisticated vocabulary choices
- ☐ Varied sentence structures
- ☐ Correct punctuation and spelling
- ☐ Smooth transitions between ideas
- ☐ Consistent tone and voice

# Emergency Quick Reference Cards

## NARRATIVE RESCUE

### Stuck on opening?

"The moment everything changed was..."

### Need conflict?

Character faces difficult choice

### Running out of time?

Focus on character realisation

## PERSUASIVE RESCUE

### Weak thesis?

"X is essential because Y and Z"

### Need evidence?

Use logical consequences

### No counter-argument?

"While some argue..., evidence shows..."

### Rushed conclusion?

"Therefore, we must..."

## UNIVERSAL FIXES

### Upgrade simple words:

good → beneficial,  
bad → detrimental

### Add transitions:

Furthermore, Nevertheless,  
Consequently

### Vary sentences:

Start with phrases, use  
different lengths



**Weak ending?**  
Return to opening  
image/theme

**Check spelling:**  
necessary, definitely,  
separate

## Final Week Preparation

### The Final Push Strategy

#### 3 Days Before:

Complete one full practice test  
Review vocabulary lists  
Practice planning templates  
Check spelling of difficult words

#### Day Before:

Light review only - avoid cramming  
Read high-quality examples  
Prepare mentally for test conditions  
Get adequate rest

**Test Day Mindset:** You've prepared thoroughly. Trust your planning process, write with confidence, and remember that Band 8 is achievable with the strategies you've mastered. Focus on completing your text well rather than achieving perfection in every sentence.

## Your Band 8 Journey Starts Now

You now have the complete toolkit for NAPLAN writing success. The strategies, techniques, and insights in this guide represent years of research and proven results from Band 8 achievers.



### Master Time Management

Use the 5-30-5 structure religiously



### Focus on Band 8 Criteria

Target high-value assessment areas



### Practice Consistently

Regular practice builds automaticity

**Remember:** Band 8 isn't about perfect writing—it's about controlled, purposeful writing that demonstrates sophistication within time constraints.

**You're ready. Now go achieve it.**



**NAPLAN Time-Crunch Writing: Finish Band 8 Essays in 40 Minutes (Year 9)**

© 2024 Educational Guide | Based on official NAPLAN criteria and peer-reviewed research

For educational use only. NAPLAN is administered by ACARA (Australian Curriculum, Assessment and Reporting Authority)