

ADVANCED TECHNIQUE

Symbolism & Motif

EXTRA MARKS

FLASH FORWARDS

STUNTED CLUES

FLASH BACKS

Technique Focus: Symbolism & Motif | A single sunflower tracks growth over summer.

Learning Objectives



Master **sophisticated symbolism** and **motif techniques**



Apply techniques within **creative narrative**



Understand **scholarship exam** expectations

Success Criteria

PATHETIC FALLACY/ COLOUR SYMBOLISM



Deploy symbolism and motifs with precision and intentionality

- Create resonance between symbol and thematic development

*In **The Great Gatsby**, the green light transforms from hope to delusion, mirroring Gatsby's journey*



SAPLING

GLASS BOTTLE

Construct **multilayered meanings** through contextual implication

- Establish patterns that communicate meaning without explicit statement

*The sunflower's **heliotropic movements** can suggest adaptability or desperate yearning*

HAVE THE SYMBOL APPEAR AT
BEGINNING AND END



OLD TREE

BROKEN GLASS BOTTLE


Craft in an **erudite, analytical** register with nuanced transitions

- Employ sophisticated vocabulary that serves meaning rather than display

Instead of "The sunflower grew tall," consider "The solitary helianthus ascended, its vertical ambition apparent with each passing day"

PALINDROME/CYCLE
TECHNIQUE

Advanced Symbolism: Analysis & Application



Literary Exemplars:

Woolf's Lighthouse

"The Lighthouse was then a silvery tower with a yellow eye that opened suddenly and softly in the morning."

Wilting,
drooping,
withered
sunflower

Extended Symbol

Fitzgerald's Green Light

"...he stretched out his arms toward the dark water... a single green light, minute and far away, that might have been the end of a dock."

Radiant,
glowing

Evolving Symbol

Scholarly Insight

"The most sophisticated symbols operate as narrative ecosystems rather than isolated signifiers."

— Prof. Northrop Frye's concept of symbolic mode suggests symbols generate their own interpretive frameworks.

Symbolic Dimensionality

The layering of multiple interpretive meanings within a single symbolic element, creating textual depth that rewards analytical interrogation.

VINES SUNFLOWER ROSE
Critical Approaches to Symbolism WEEDS

Archetypal Analysis: Examining symbols as universal patterns across cultural narratives (sunflower as life-force archetype)

Transformative Symbols: Symbols that evolve meaning as narrative progresses (sunflower's changing orientation)

Contrapuntal Symbolism: Employing symbols that deliberately contradict expected associations

CHANGES IN THE SYMBOL COUNTERPOINT
Advanced Implementation

Synesthetic Transfer: Symbols that cross sensory boundaries (sunflower's visual warmth conveying emotional warmth)

Dialogic Symbolism: Creating tension between competing symbolic interpretations within the text

BE AS INDIRECT AS POSSIBLE

Advanced Analysis Framework

Contextual Placement & Historical Resonance

Textual Pattern Recognition & Variation

Integration with Character/Thematic Development

Subversion/Reinforcement of Reader Expectations

Creating Effective Symbols

- ☰ **Craft stratified symbolism** with denotative, connotative, archetypal, and contextual layers for nuanced interpretation
- 🔗 **Establish correspondence networks** where multiple symbols reflect and enhance each other across narrative
- ↔️ **Deploy juxtapositional technique** to create tension between symbolic elements or invert expected meanings

raven
Phoenix

Brick in wall

Advanced Sunflower Symbolism Analysis

- Botanical Characteristics:** Heliotropic movement, height, seed pattern (Fibonacci sequence)
- Cultural Associations:** Van Gogh's paintings, worship in Inca civilisation, Ukrainian national symbol
- Psychological Dimension:** Aspiration toward enlightenment, resilience against adversity

Universal symbols

fire

owl

swan

Literary Exemplars

- Blake's "The Sick Rose":** Rose symbolism inverted; beauty corrupted
- Golding's "Lord of the Flies":** Conch shell transforms from order to powerlessness
- Fitzgerald's "The Great Gatsby":** Green light evolves from hope to delusion

Symbolic Inversion

Transform conventional meanings through narrative progression

Flipping- positive to negative

Synecdochic Symbolism

Part represents whole; single petal signifies entire flower's journey

Crack in wall

Liminal Symbolism

Symbols that exist at thresholds between states/meanings

Light in a lightbulb

Lake
River

Leaves- green to orange

Butterfly-caterpillar

Narrative Implementation: Track growth stages from seed (potential) to full bloom (achievement) to wilting (reflection)

Symbolic Paradoxes: Single flower yet contains multitudes of seeds; follows sun yet rooted in place

Scholarship Application: Use transformation points as metaphorical pivots in narrative arc

Dove- peace to disruption

Layering Meaning: Subtlety in Symbolism

Pathetic fallacy= atmosphere

- 🍃 **Show, don't tell principle:** Allow readers to discover symbolic meaning rather than explicitly stating it—masterful symbolism whispers, it doesn't shout
- 🧠 **Weave symbolism into narrative:** Embed symbols through sensory details, character interactions, and environmental elements rather than separate symbolic passages
- 📖 **Employ multiple techniques:** Use repetition with variation, transformation through narrative, and meaningful contrast to build sophisticated symbolic layers

Example: Effective vs. Ineffective Symbolism

Ineffective: "The sunflower symbolised her hope as she faced hardship."

Effective: "She paused at the garden's edge, where a lone sunflower stretched skyward through the rubble, its golden face turned towards the morning light."

Body reaction

Insignificant, weak, small

Destruction/ bricks

Motif: Defining & Differentiating



What is a Motif?

A recurring element, pattern, theme, or idea that has symbolic significance within a narrative.

Motif vs. Symbol **INTENTIONALITY AND YOU ARE NOT DOING IT BY ACCIDENT**

| Motif | Symbol |
|------------------------------------|---|
| Rekurs throughout the text | May appear only once or occasionally |
| Creates patterns of meaning | Represents a singular concept |
| Develops thematic resonance | Creates immediate associations |

Examples in Literature

- "The Great Gatsby" — **green light** motif represents hope, dreams, and the future
- "Macbeth" — recurring **blood** motif represents guilt and moral corruption
- "To Kill a Mockingbird" — **mockingbird** motif represents innocence and vulnerability

Sunflower Motif Application




In our narrative, the **sunflower's daily movement** tracking the sun becomes a motif representing constancy amid change, perseverance, and natural cycles.

Introducing Motifs Effectively

The Art of Motif Development

A motif is a recurring element with symbolic significance that contributes to the development of theme.

Introducing the Sunflower Motif

-  **Initial appearance** - Establish significance subtly without explanation
-  **Recurrence** - Reintroduce with slight variations in different contexts
-  **Thematic connection** - Link to character development or thematic progression

Bravery
Cowardice
resilience

Emotion

Lifecycle and
Growth of
sunflower

Effective Motif Techniques

Tracking the Sun's Movement

Use the heliotropic movement of the sunflower (tracking the sun) as a consistent motif that represents:

- Character's **search for enlightenment**
- Loyalty** to a guiding principle or person
- Persistence** through changing circumstances

Bob stared at the wilting sunflowers, its petals furled inwards, swaying without purpose, intent, listless in the cold, wintry air.

Evolution Through Seasons

Track the sunflower's growth stages to parallel:

- Emerging** (seedling) - Initial innocence or ignorance
- Blooming** (flowering) - Realization or achievement
- Seeding** (maturation) - Legacy or knowledge transfer

Bob's head drooped and his shoulders slumped over as he looked down at the sullen asphalt

Motif vs. Symbol: The Difference

| Symbol | VS | Motif |
|--|----|---|
| A single element that represents something else <i>The sunflower = hope</i> | | Recurring element that develops meaning <i>The sunflower's journey throughout summer</i> |

Motif Integration Strategy

- Introduce motif naturally within setting or action
- Repeat with variation to build significance
- Transform motif to mirror character growth
- Resolve motif to reflect theme resolution

Building and Evolving Motifs

born

growth

die

- 🔧 **Develop motifs organically** through the narrative arc—consider how the repeated element can evolve in significance as the story progresses
- 🔗 **Link motif development** to character growth or thematic progression—the sunflower's changing orientation mirrors internal character shifts
- ⚖️ **Balance frequency** of motif appearances—avoid overuse (becomes heavy-handed) or underuse (loses cohesive power)

Stepwise Integration of Motifs

- 1 Establish motif subtly in exposition—introduce the sunflower naturally
↓
- 2 Echo with variation in rising action—show changes in the sunflower
↓
- 3 Amplify significance at climactic moment—parallel human/sunflower experience
↓
- 4 Transform or resolve motif in conclusion—final sunflower state reflects theme

Symbolism & Motif—Working Together



A sunflower's shadow reveals deeper patterns—just as symbols and motifs together reveal deeper meanings

The Interplay

When symbols and motifs operate in concert, they create a sophisticated narrative architecture that elevates the text to scholarship level.

Combined Techniques

- 🔄 **Transformation:** Symbol changes meaning as motif develops
- 🏗️ **Layering:** Motifs reinforce symbolic meaning throughout narrative
- ✂️ **Contrast:** Symbol's meaning amplified by contrasting motifs

Textual Examples

Fitzgerald's *The Great Gatsby*: The green light (symbol) recurs as a motif, evolving from hope to disillusionment.

Golding's *Lord of the Flies*: The conch shell (symbol) transforms as a motif through stages of civilization's collapse.

The most powerful scholarship writing integrates symbols and motifs so seamlessly they cannot be separated from the narrative fabric.

Exemplar 1: Poor Use of Symbolism & Motif

You can never directly state the emotion

Sample Paragraph:

The sunflower grew tall over the summer. It symbolised hope and happiness as it faced the sun each day. The sunflower was like my life, full of bright moments and struggles. It represented perseverance because it always turned to follow the light. Every day I looked at the sunflower and thought about how it was a symbol of growth. When summer ended, the sunflower died, which showed how life ends too.

Why This Fails at Scholarship Level:

- ❗ **Explicit statement of symbolism** — Directly tells rather than shows symbolic meaning ("symbolised hope," "represented perseverance")
- ❗ **Lacks subtlety and sophistication** — Uses obvious, predictable symbolic associations without nuance or depth
- ❗ **No motif development** — Mentions the sunflower repeatedly but fails to develop its significance or show meaningful variation
- ❗ **Clichéd connections** — Relies on common symbolic interpretations rather than creating original associations

This exemplar demonstrates elementary symbolism that would not meet independent-school scholarship standards. The writing is literal, simplistic, and lacks the nuanced development required for high-level academic assessment.

Exemplar 2: Improved Use

Sample Paragraph:

Through the humid months, the sunflower ~~transformed~~ ^{flourished}, its golden face tracking the arc of light across the sky. By early July, it stood sentinel at the garden's edge, petals splayed like rays of captured sunshine. Each morning, I observed its subtle movements, a perfect example of nature's resilience and determination. When storms bent its stem, it gradually realigned, a quiet defiance against forces greater than itself. As August waned, its once-vibrant head began to droop, heavy with the seeds of future potential – a bittersweet reminder of summer's inevitable conclusion.

(Handwritten red annotations: 'angelic' above 'golden face', 'orb' above 'arc of light', and a large circle around 'a quiet defiance against forces greater than itself')

Improvements & Remaining Weaknesses:

- ✓ **More implicit symbolism** — Shows rather than directly states symbolic connections
- ✓ **Enhanced vocabulary** — Uses more sophisticated language and imagery
- ✗ **Still explains too much** — Some explicit commentary on symbolism remains
- ✗ **Limited motif development** — Tracks changes but lacks deeper thematic connection

Spot the Missed Opportunity

"When your symbolism is as subtle as a brick through a window, it's not symbolism—it's a signpost."
— Common scholarship examiner's lament

Flowchart: Transforming Obvious Symbolism

Identify explicit statement



Replace with sensory detail



Connect to broader theme



Layer with contrasting imagery

Exemplar 3: Model Scholarship Paragraph

Model Paragraph:

Through midsummer's golden light, the solitary sunflower arced its path across the sky—a silent timepiece marking the season's passage. At dawn, its dew-laden face tilted expectantly eastward, petals unfurling like a scholar's newly opened book. By midday, it stood sentinel, straight-backed against the cloudless expanse, casting a diminishing shadow that betrayed time's relentless advance. Evening transformed the bloom; no longer dominant but humble in silhouette, still faithfully tracing the sun's descent with quiet determination. Each day's revolution brought subtle changes—a deeper gold at the core, a more pronounced curve to stem and leaf—paralleling the imperceptible shifts in the garden's ecosystem. When autumn's first chill descended, the flower bowed its heavy head, seeds ripening in silent promise of continuity beyond its singular existence.

Sophisticated Techniques Used:

- ✓ **Implicit symbolism** — Allows symbolic meaning to emerge naturally through description rather than explicit statements
- ✓ **Extended motif development** — Traces consistent yet evolving patterns through time shifts and perspective changes
- ✓ **Layered meaning** — Creates multiple interpretative possibilities through carefully selected language and imagery
- ✓ **Precise, elevated vocabulary** — Employs scholarship-level diction that enriches the symbolic texture

Subtle hints and small microscopic parts

Precipitation
Condensation
Droplets

Eternal timepiece

Eternal beat- ticking






A single sunflower with intricate symbolic qualities—embodying the sophisticated literary techniques demonstrated in the model exemplar

Independent Task

Task Prompt

Write a single, focused paragraph (200-250 words) employing sophisticated symbolism and motif techniques to describe a sunflower's growth over summer. Your writing should demonstrate scholarship-level craft.

-  **Symbolism requirement:** The sunflower must symbolically represent an abstract concept (e.g., resilience, aspiration, temporal nature of achievement)
-  **Motif requirement:** Develop at least one recurring motif (e.g., the sunflower's daily tracking of the sun, interaction with weather elements)
-  **Integration:** Ensure symbolism and motif work cohesively to deepen thematic resonance rather than functioning independently

★ Stretch Challenges

- Integrate seasonal/environmental **contrasts** to enhance symbolic meaning
- Develop **layered symbolism** where the sunflower represents different concepts simultaneously
- Employ subtle **tonal shifts** that mirror the sunflower's developmental stages

💡 Exam-Style Reminders

- Quality over quantity** — sophisticated technique trumps length
- Avoid obvious statements about symbolism; **imply rather than explain**
- Consider examiner expectations: **subtlety, precision, originality**

📝 Writing Space Parameters

Time recommendation: **25 minutes**
Word count: **200-250 words**

Remember: Scholarship assessors seek evidence of sophisticated technique applied with precision.

Self-Assessment Rubric

Use this rubric to evaluate your own writing. Tick the box that best represents your current level in each category.

| Category | Level 1 Beginning | Level 2 Developing | Level 3 Accomplished | Level 4 Exceptional |
|----------------------|---|--|--|---|
| Symbolism | <input type="checkbox"/> Basic symbols with literal meanings; symbols are obvious or explained directly | <input type="checkbox"/> Some attempt at symbolism with limited layers; occasional overexplanation | <input type="checkbox"/> Effective use of symbols with multiple meanings; symbols subtly integrated | <input type="checkbox"/> Sophisticated, multi-layered symbolism; elegantly embedded without explanation |
| Motif | <input type="checkbox"/> No clear motif or repetitive elements used without purpose | <input type="checkbox"/> Attempted motif but inconsistently developed; limited connection to meaning | <input type="checkbox"/> Well-developed motif recurs with purpose and evolves throughout the narrative | <input type="checkbox"/> Expertly crafted motif with subtle variations; enriches symbolism and themes |
| Narrative Complexity | <input type="checkbox"/> Simple, chronological account; limited descriptive language | <input type="checkbox"/> Some descriptive elements; attempts at varied sentence structure | <input type="checkbox"/> Thoughtful narrative structure; effective language choices create imagery | <input type="checkbox"/> Sophisticated narrative with layered meaning; precise, evocative language |
| Exam Readiness | <input type="checkbox"/> Basic competence; unlikely to meet scholarship standards | <input type="checkbox"/> Shows potential; needs development in technical application | <input type="checkbox"/> Strong foundation; meets most scholarship criteria consistently | <input type="checkbox"/> Exceptional technique; exceeds scholarship expectations consistently |

Assessment Guidance

Use this self-assessment to identify your strengths and areas for development. Focus your practice on moving up one level at a time in each category. Remember that scholarship writing requires excellence across all categories.

Model Scholarship Paragraph (Fully Annotated)

Poised against the backdrop of an ever-shifting sky, the solitary sunflower began its journey as a tentative seedling, fragile yet determined. Through relentless daily rotations, it charted the arc of summer's progression. Early June witnessed its precarious dance with uncertainty, leaves unfurling like questions into the warming air. By July, its stem had fortified into a living column, defiant against transient storms that bent but never broke its vertical ambition. As midsummer heat intensified, the coronet of yellow petals erupted—a silent explosion of accumulated potential. Each morning's reorientation towards the east became a ritual of renewal, while each evening's westward gaze suggested a contemplation of mortality. August brought subtle transformations: once-vibrant petals now whispered rather than shouted their presence, their edges crisping into delicate manuscripts of time's passage. By September, the once-attentive face had bowed into dignified repose, its focus shifted from celestial pursuit to earthward contemplation. In its final days, the heavy seed-laden head became both memorial to summer's abundance and promise of future cycles—a perfect circularity achieved through apparent ending.

Symbolism Motif Development Sophisticated Language Structure & Time



Sunflower progression through seasonal changes—visual representation of the narrative's symbolic journey

Scholarship Writing Fun Fact

When T.S. Eliot used the Fisher King myth as a motif in "The Waste Land," he created multiple layers of meaning without once directly stating its symbolic significance. Examiners reward this technique of "embedded symbolism" at scholarship level—where meanings are conveyed through context rather than explanation.



Symbolism & Motif Integration Strategy

- 1. Establish subtle foundation**
Introduce symbolic elements through descriptive context without explicit labelling
- 2. Develop through meaningful repetition**
Return to motifs with variation, deepening associations with each appearance
- 3. Transform through narrative progression**
Allow symbolic elements to evolve alongside narrative development
- 4. Resonate through conclusion**
Circle back to key symbols with accumulated meaning, avoiding explicit summation