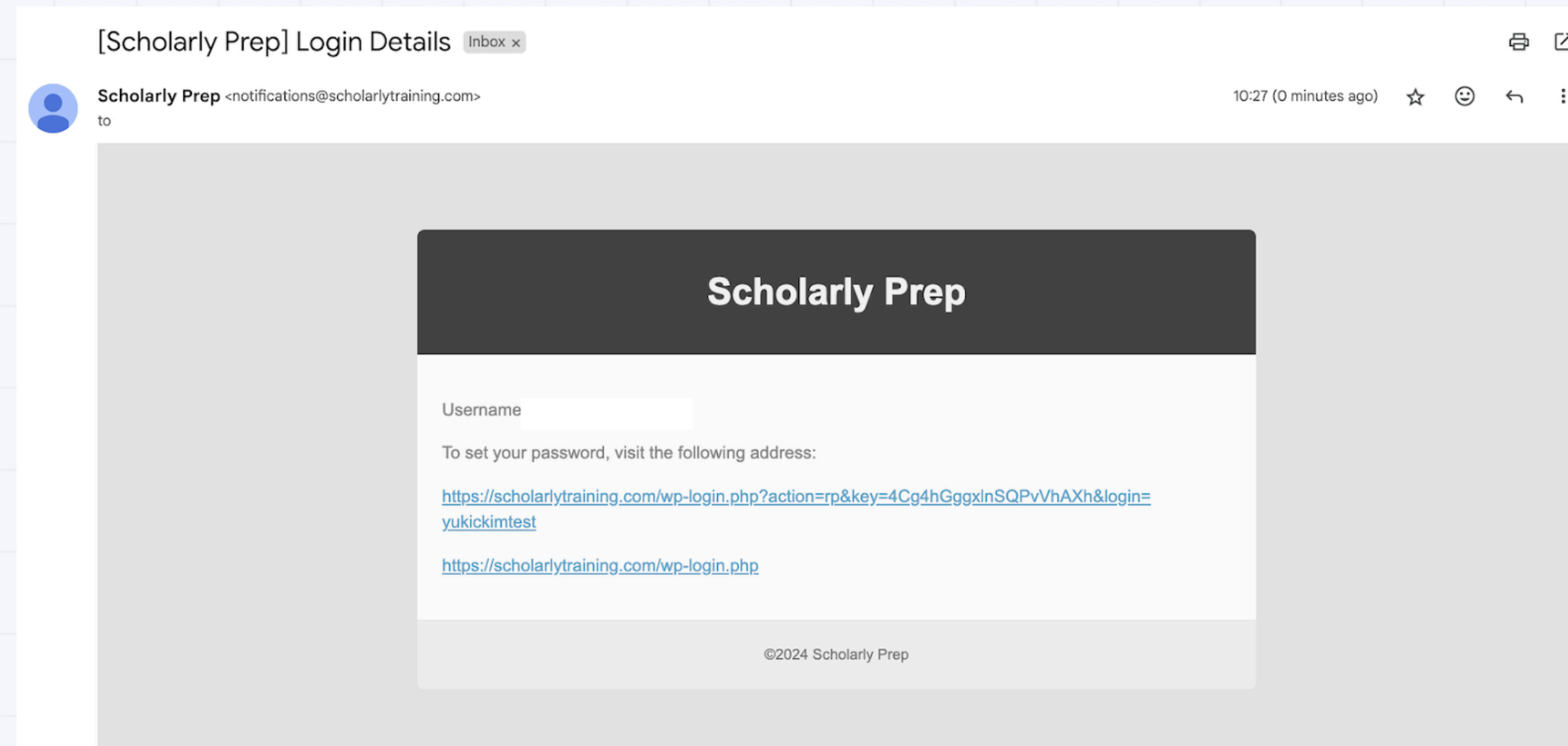


Scholarly Zoom

COURSE PLATFORM INSTRUCTIONS

Login Instructions (First Time Users)

- Check your enrollment email for an email from **Scholarly Prep** with the subject “**Login Details**”.
- Double-check your spam/junk folder if you can't find the email.
- Set your password.
- See next page for where to log in.




If you are facing any issues, [please click here to contact us ASAP.](#)



Login Instructions (New & Existing Users)

Login to **[scholarlytraining.com/zoom-platform/](https://www.scholarlytraining.com/zoom-platform/)** using the same email address and password you have enrolled with.



The screenshot shows the login interface for the Scholarly Zoom Platform. The background is blue with faint icons of educational tools like a lightbulb, calculator, and book. A white login box is centered on the right. It features the 'Scholarly' logo with a globe icon and a Zoom icon. Below the logo, it says 'Welcome to Scholarly's Zoom Platform'. There are two buttons: a blue 'Login' button with a user icon and a white 'Reset Password' button with a lock icon. Below these are two input fields: 'Phone or Email Address' and 'Password'. A checkbox labeled 'Remember Me' is below the password field. At the bottom of the box is a 'Log In' button. In the bottom left corner of the page, there is a red speech bubble icon and a white button labeled '#ScholarlyAsk'.

If you are facing any issues, [please click here to contact us ASAP.](#)



<https://www.scholarlytraining.com/whatsapp>

Common Questions

1. "Nothing happens when I click a button?"

- Try refreshing the page (look for a circular arrow at the top of your screen).

2. "Can't find the password email?"

- Check your spam/junk folder or contact us for help.

3. "Can't load a certain page or keep getting errors?"

- Try opening an "incognito" or "private" window, follow these steps according to your browser:
 - Google Chrome: Click the three dots : in the top right corner → "New incognito window"
 - Safari: Click "File" → "New Private Window"
 - Microsoft Edge: Click the three dots ... → "New InPrivate window"
 - Firefox: Click the three lines ≡ → "New Private Window"

If you are facing any issues, [please click here to contact us ASAP.](https://www.scholarlytraining.com/whatsapp)




<https://www.scholarlytraining.com/whatsapp>



Common Questions

4. "How can I reset my password?"



- If you are not logged in, you can reset your password here: <https://scholarlytraining.com/zoom-platform/>
 - Click the **"Reset Password"** button.

See next page for how to reset your password if you are logged in!

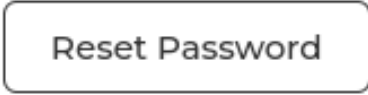
A screenshot of a web interface for 'Scholarly's Zoom Platform'. The background is blue with faint icons of educational buildings and lightbulbs. A white rectangular box contains the login and password reset options. At the top of the box is the 'Scholarly' logo, which includes a colorful circular icon and a Zoom logo. Below the logo, the text 'Welcome to Scholarly's Zoom Platform' is displayed. There are two buttons: a white 'Login' button with a user icon and a blue 'Reset Password' button with a lock icon. Below these buttons is a text input field labeled 'Email Address or Username'. At the bottom of the box is a 'Reset Password' button.

Scholarly  

Welcome to Scholarly's Zoom Platform

 Login  Reset Password

Email Address or Username

 Reset Password

If you are facing any issues, [please click here to contact us ASAP.](https://www.scholarlytraining.com/whatsapp)



<https://www.scholarlytraining.com/whatsapp>

Common Questions

4. "How can I reset my password?"

- If you are logged in, you can change your password by going to **"My Account"** and clicking on either **"Change Password"** or **"Account Details."**

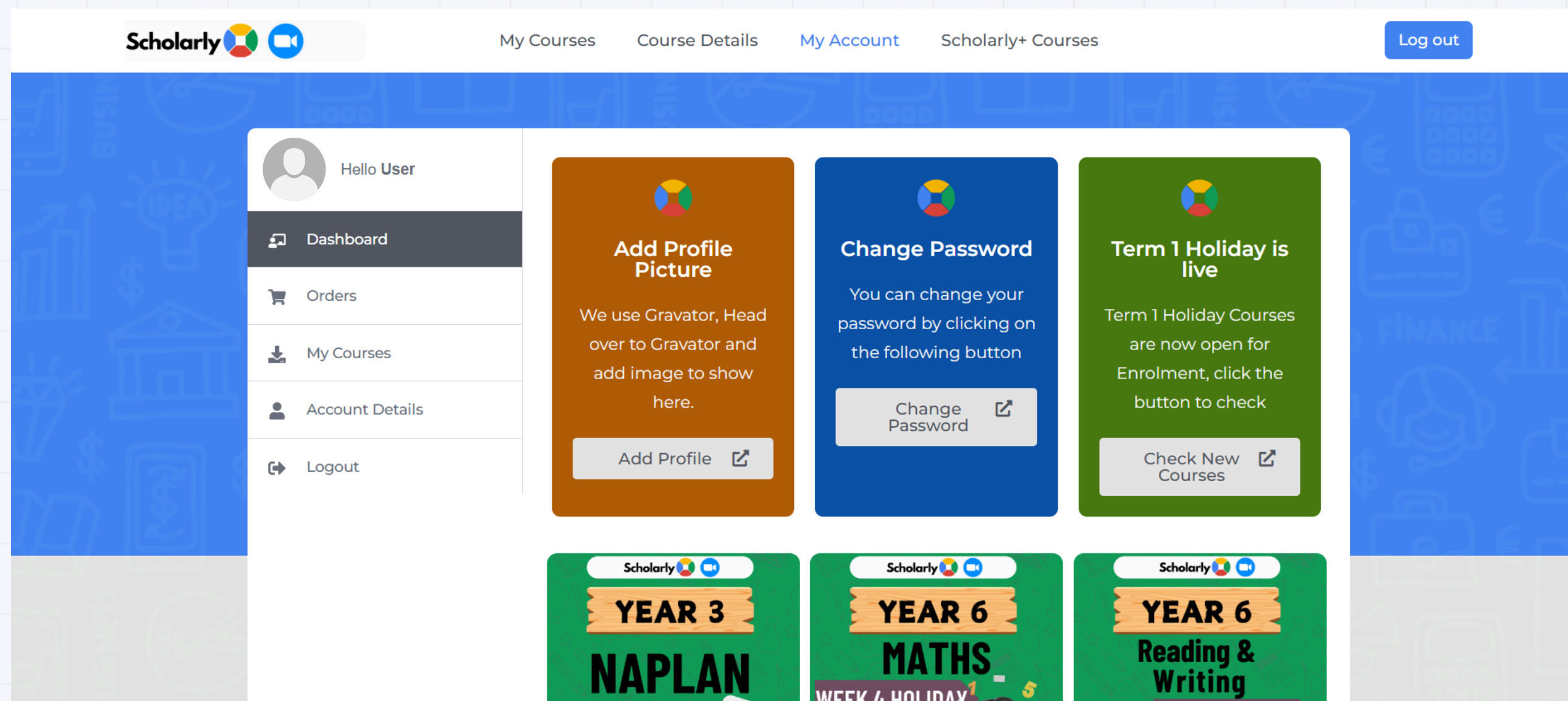
The screenshot shows the Scholarly user interface. At the top, a navigation bar includes the Scholarly logo, a video call icon, and links for 'My Courses', 'Course Details', 'My Account' (highlighted with a red box and a red arrow pointing to it with the text 'Click here first!'), and 'Scholarly+ Courses'. Below this is a blue header with a user profile section showing 'Hello User' and a sidebar menu with options: 'Dashboard', 'Orders', 'My Courses', 'Account Details', and 'Logout'. The main content area features three cards: 'Add Profile Picture' (with an 'Add Profile' button), 'Change Password' (with a 'Change Password' button highlighted by a red box and a red arrow pointing to it with the text 'Then click here or here!'), and 'Term 1 Holiday is live' (with a 'Check New Courses' button). At the bottom, there are promotional banners for 'YEAR 6 MATHS' and 'YEAR 6 Thinking Skills'. A red arrow also points from the 'Account Details' menu item to the 'Change Password' button.

If you are facing any issues, [please click here to contact us ASAP.](#)



Once Logged In

You will be taken automatically to your account page at [**scholarlytraining.com/zoom-platform/my-account/**](https://www.scholarlytraining.com/zoom-platform/my-account/).

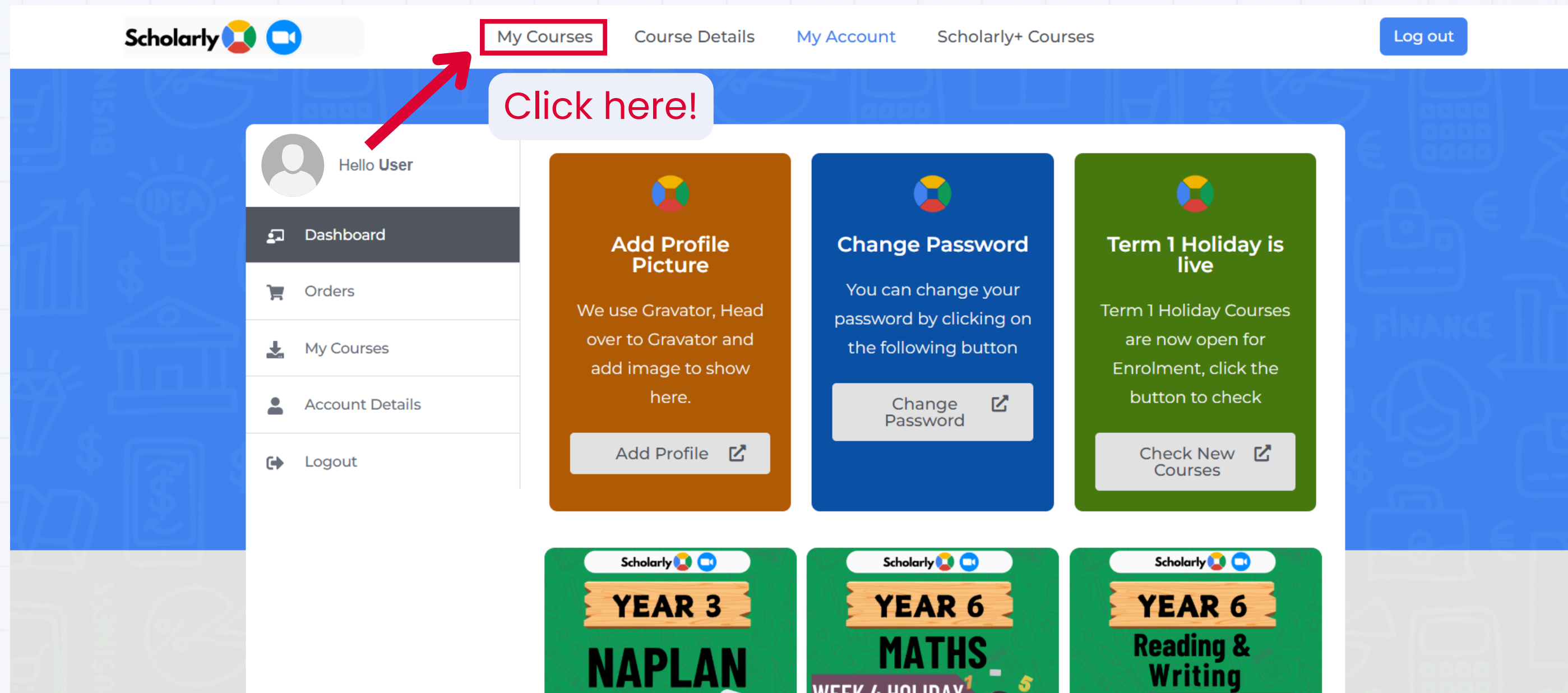


If you are facing any issues, [please click here to contact us ASAP.](https://www.scholarlytraining.com/whatsapp)



Accessing Your Courses

Click "**My Courses**" after logging in.

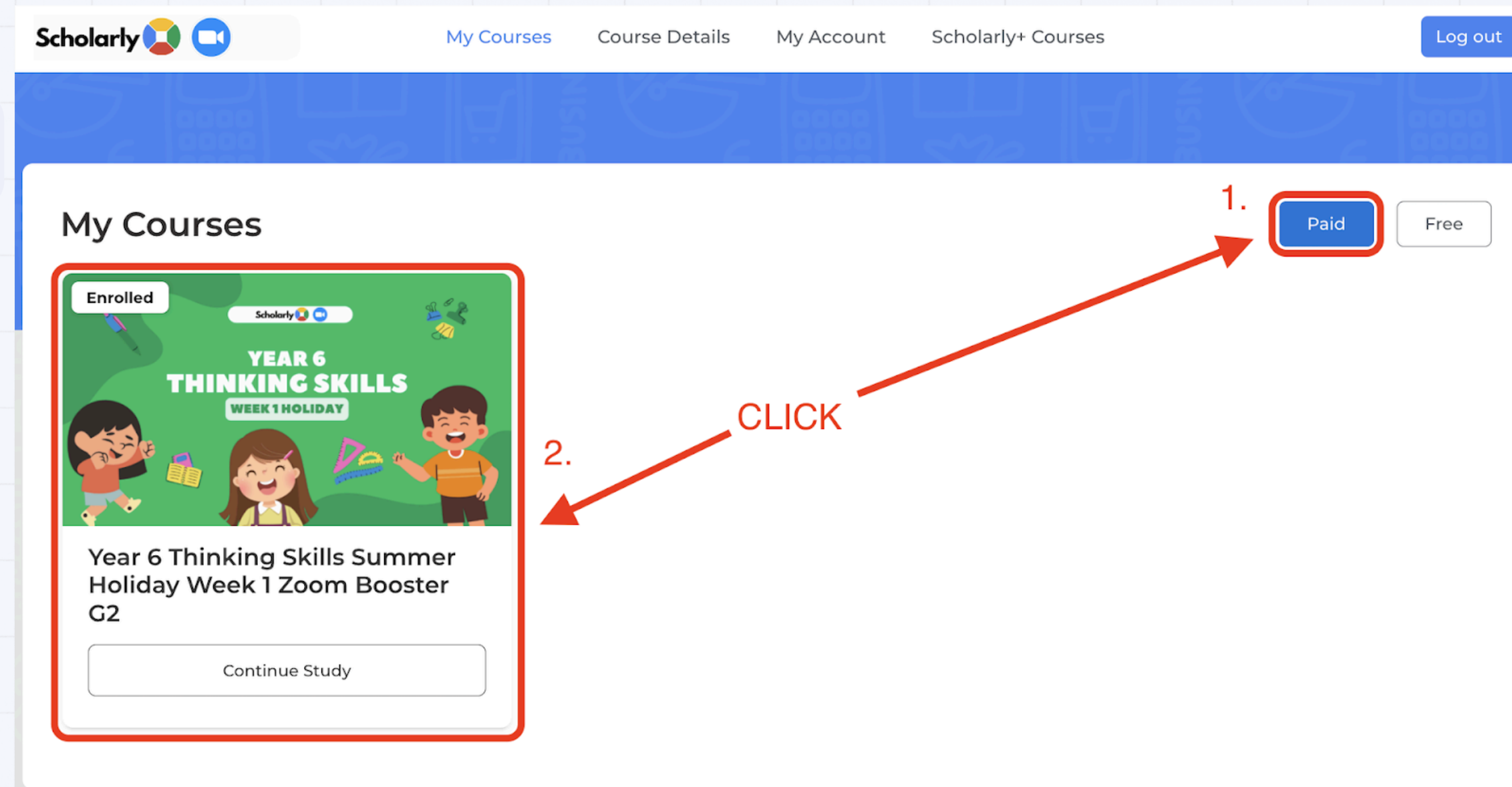


If you are facing any issues, [please click here to contact us ASAP.](#)

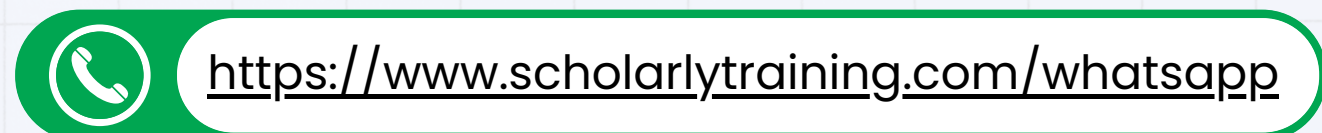


Accessing Your Courses (Continued)

- Select your enrolled course.
- In this EXAMPLE image, the student has enrolled for “Year 6 Thinking Skills Summer Holiday Week 1 Zoom Booster G2”

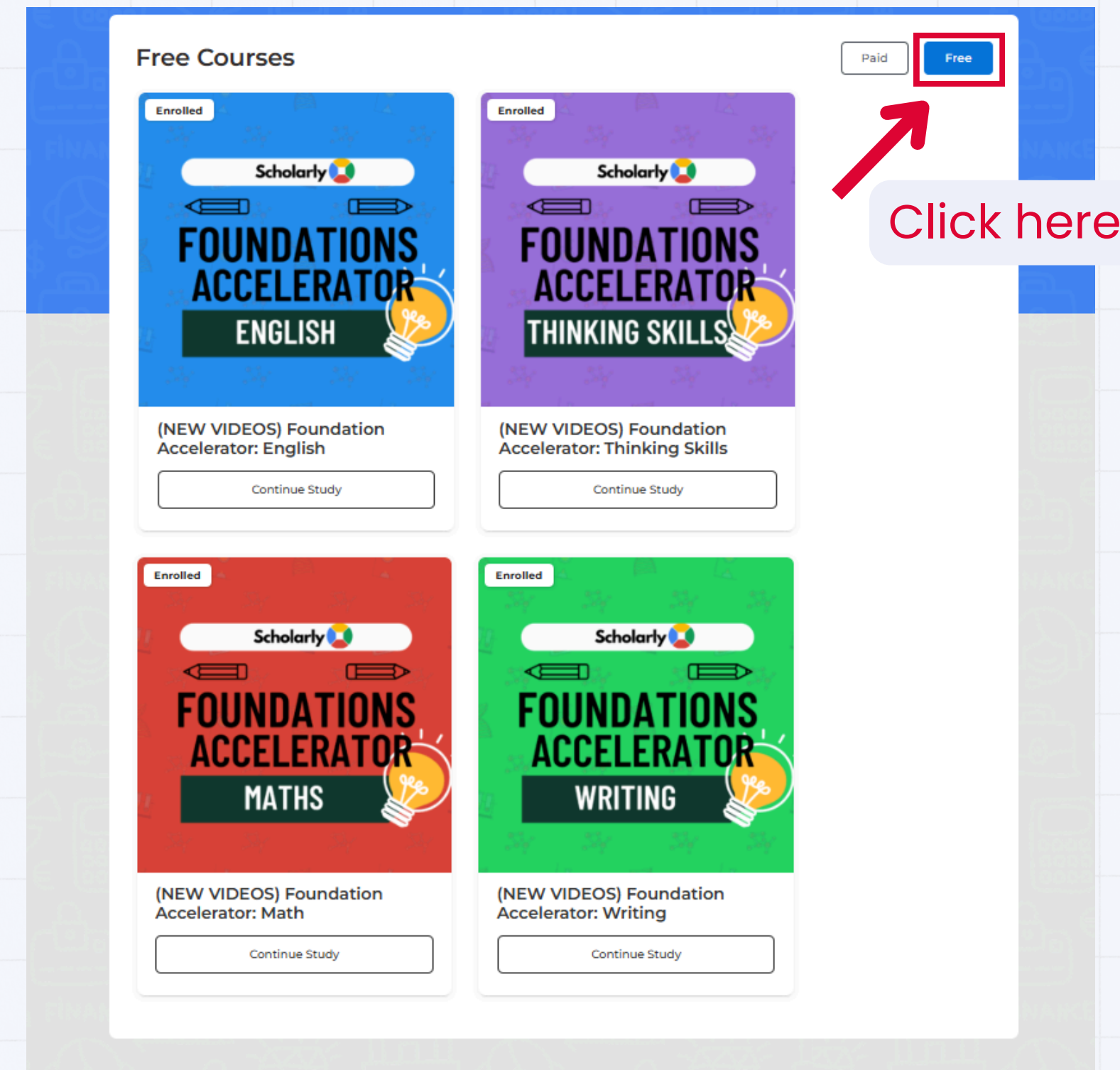


If you are facing any issues, [please click here to contact us ASAP.](https://www.scholarlytraining.com/whatsapp)



Accessing Free Courses

- Note: There are 4 **COMPLIMENTARY** courses under the “Free” button!
- These are courses to help your child with Maths, Thinking Skills, English, and Writing



If you are facing any issues, [please click here to contact us ASAP.](#)




Joining Your Class



Year 6 Thinking Skills Summer Holiday Week 1 Zoom Booster G2


1


**Join the Class**
Click here to join the class
Zoom Passcode : 123

2

Course Details
Date : 23/12/24 – 27/12/24
Timing : 9 AM – 11 AM (Mon–Fri)
Homework : Released After Class

3

After Class Notes
**After Class Notes**

Instructions
 Scholarly Instructions

- Click the button provided to join the class at the scheduled time.
- Tutors will upload summary notes after each class for your child to review.
- All **course materials** will be available for access here on this page.

Day 1

Thinking Skills Homework

📅 AVAILABLE ON 23 DECEMBER 2024 11:00 AM

Thinking Skills Answers

📅 AVAILABLE ON 23 DECEMBER 2024 2:00 PM

If you are facing any issues, [please click here to contact us ASAP.](#)



<https://www.scholarlytraining.com/whatsapp>

Course Materials

- **Subject-Specific Courses:**

- Homework will be provided after the class ends.
- Homework answers will be released at 7PM.

- **Trial Test Courses:**

- The first trial test will be released at **12 PM on Sunday**, the day before your first class.
- From the second trial test onwards, tests will be released after each class and continue until Thursday.

If you are facing any issues, [please click here to contact us ASAP.](#)



<https://www.scholarlytraining.com/whatsapp>

Writing Submissions

- To view feedback on your writing or to submit your writing, click the **“Writing”** button.

The screenshot displays the Scholarly training interface. The main banner features a purple background with stars and the text: **Scholarly**, **YEAR 5 READING & WRITING**, and **WEEK 1 HOLIDAY**. Below the banner, it says **Year 5 Reading & Writing Summer Holiday Week 1 Zoom Booster**. On the right sidebar, the **Join the Class** section includes a link to join and a Zoom Passcode of 123. The **Course Details** section lists the date (23/12/24 - 27/12/24), timing (11 AM - 1 PM Mon-Fri), homework release (after class), and answer release (3 hours after class). The **Writing Homework** section has a yellow button labeled **Writing Homework**, which is highlighted with a red box and a red arrow pointing to it from a callout that says **Click here!**. Below this are buttons for **After Class Notes** and **Scholarly Instructions**.

If you are facing any issues, [please click here to contact us ASAP.](https://www.scholarlytraining.com/whatsapp)



<https://www.scholarlytraining.com/whatsapp>

Writing Submissions

- Once you are on the writing page, you will see writing assignments based on the course.
- These could be weekly homework or holiday assignments.
- Click “**Submit**” and you will be redirected to the actual homework.

Scholarly

My Courses Course Details My Account Scholarly+ Courses Log out

Writing Homework Back to Courses

Day 1 Writing Homework

Please upload your homework as a comment below:

Submit Now

If you are facing any issues, [please click here to contact us ASAP.](#)



<https://www.scholarlytraining.com/whatsapp>

Writing Submissions

- Here, you will find the writing prompt for your homework.
- Complete the assignment based on the prompt, and once finished, submit it as a comment below.
- You can submit your work either as a file or as text in the comment box.
- After submission, it will take **2-3 days to receive feedback**. The feedback will be shared on the page as well.
- **Feedback will be provided as a reply to your comment**, so please check back later.

Writing Prompt



Please upload your homework as a comment below:

Leave a Comment

Logged in as Asif Ali. [Edit your profile](#). [Log out?](#) Required fields are marked *

Type here..

Attachment No file chosen

The maximum upload file size: 256 MB.

You can upload: [image](#), [audio](#), [video](#), [document](#), [spreadsheet](#), [interactive](#), [text](#), [archive](#), [code](#), [other](#).

Links to YouTube, Facebook, Twitter and other services inserted in the comment text will be automatically embedded.

If you are facing any issues, [please click here to contact us ASAP.](#)



<https://www.scholarlytraining.com/whatsapp>

Quiz Access (TRIAL TEST ONLY)

1. Your trial tests will be accessible under the materials (see “Joining Your Class” page)
2. Click on the specific quiz you would like to take.
3. Click **“Start Quiz”**.

Week 10 Math Trial Test

Year 5 Selective Trial Tests Term 4 Zoom Booster 2024 > Year 5 Selective Trial Tests Term 4 Zoom Booster 2024 > Week 10 Math Trial Test

Start Quiz

If you are facing any issues, [please click here to contact us ASAP.](#)



<https://www.scholarlytraining.com/whatsapp>

Quiz Access (TRIAL TEST ONLY)

Important Rules!

- The timer for the Trial Test will start as soon as you click “Start Quiz”.
- You may NOT exit the quiz once you start it.
- Only the score from your FIRST attempt will appear in the class ranking.

Week 10 Math Trial Test

Year 5 Selective Trial Tests Term 4 Zoom Booster 2024 > Year 5 Selective Trial Tests Term 4 Zoom Booster 2024 > Week 10 Math Trial Test

Start Quiz

If you are facing any issues, [please click here to contact us ASAP.](#)



<https://www.scholarlytraining.com/whatsapp>

During the Quiz (TRIAL TEST ONLY)

Question Colour Guide:


1. Yellow: Answered
2. Red: If you clicked the "Review Question" button. This is for you to mark questions you want to check again later.
3. White: Default, question not answered yet.
4. Pink with Blue Outline: The current question you are on.

You will have the freedom to click into any question you prefer.

Week 10 Math Trial Test

Year 5 Selective Trial Tests Term 4 Zoom Booster 2024 > Year 5 Selective Trial Tests Term 4 Zoom Booster 2024 > Week 1...

Time limit: 00:33:23



☐ Current ☒ Review ☒ Answered

Review Question

Quiz Summary

If you are facing any issues, [please click here to contact us ASAP.](#)



<https://www.scholarlytraining.com/whatsapp>

Completing the Quiz (TRIAL TEST ONLY)

- At the bottom of the page you will see your answer options. Click the answer you believe is correct, then press 'Next' to continue.

- Tommy was 27 years old when Sheila was born while Noel was 24 years old when Marty was born, and Marty is 2 years younger than Ben.

If Sheila was 5 years old when Ben was born, what were the ages of Tommy and Noel, respectively, when Ben was born?

- ☐ 32 years old and 22 years old
- ☐ 32 years old and 23 years old
- ☐ 32 years old and 24 years old
- ☐ 32 years old and 29 years old
- ☐ 35 years old and 33 years old

Next

If you are facing any issues, [please click here to contact us ASAP.](#)



<https://www.scholarlytraining.com/whatsapp>


Finishing the Quiz (TRIAL TEST ONLY)

- Click "Summary" to review all questions.
- Click "Finish Quiz" when you are ready to submit your answers.
- You **cannot** change your answers after submitting the quiz.

Quiz Summary

3 of 35 Questions completed

Questions:



☐ Current ☒ Review ☒ Answered

Finish Quiz

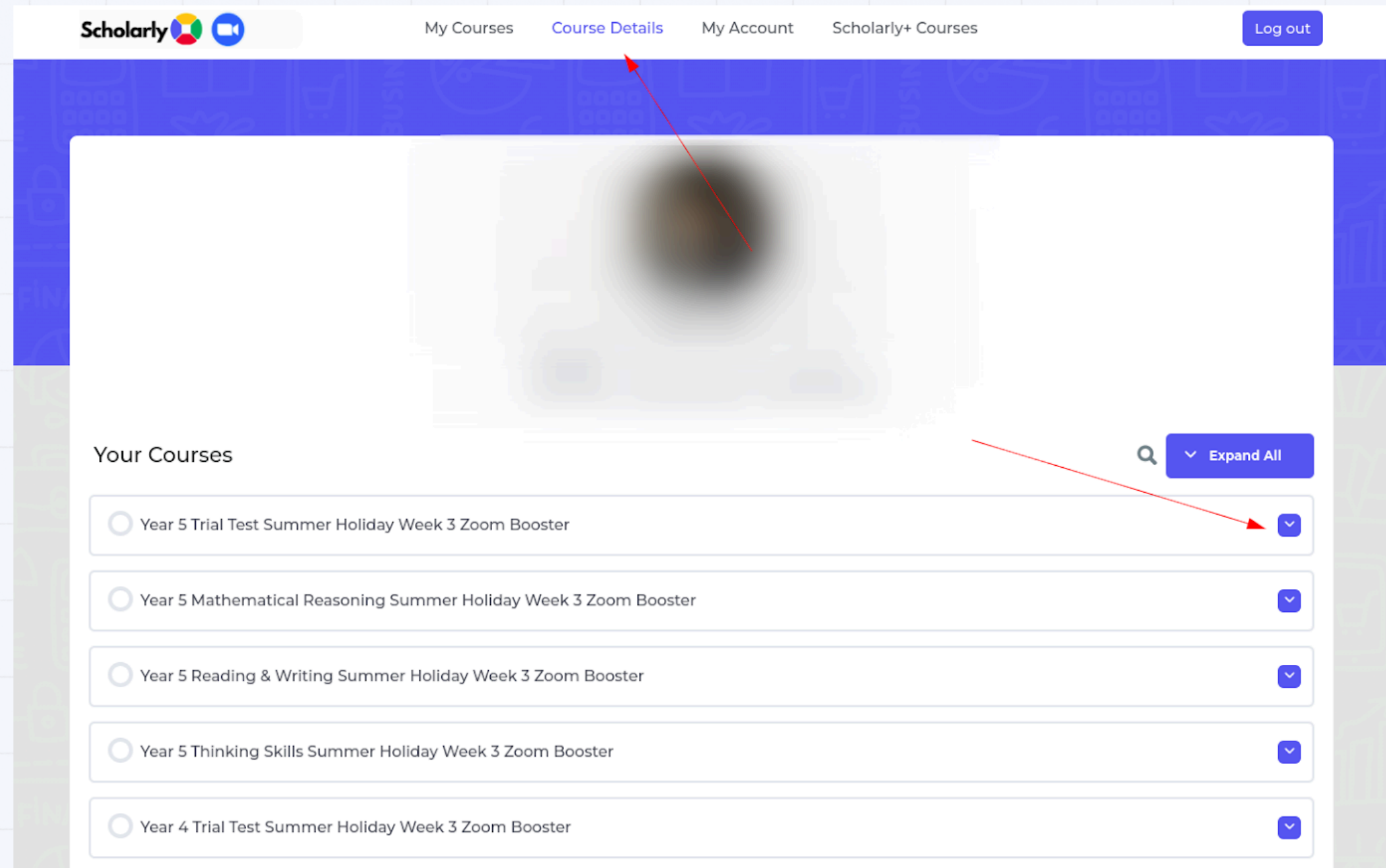
If you are facing any issues, [please click here to contact us ASAP.](#)



<https://www.scholarlytraining.com/whatsapp>

Seeing Your Results (TRIAL TEST ONLY)

- After completing a trial test, you can view the results by clicking the “**View Questions**” button that appears once the test is finished.
- If you’ve closed the results page and want to view a previous test, you can access it anytime by going to ‘**Course Details.**’



If you are facing any issues, [please click here to contact us ASAP.](#)



Seeing Your Results (TRIAL TEST ONLY)

- Once you click on the small expand icon it will open it like this.
- You will find the scores directly here. If you want more details, such as the questions, click the small icon below the statistics.

Quizzes	Certificate	Score	Statistics	Date
Day 3 Year 4 Thinking Skills Trial Test		0%		30 August 2024 5:39 pm
Day 3 Year 4 Thinking Skills Trial Test		13.33%		30 August 2024 5:57 pm

< 14 of 88 >

If you are facing any issues, [please click here to contact us ASAP.](#)



<https://www.scholarlytraining.com/whatsapp>

Quiz Leaderboard (TRIAL TEST ONLY)

- If you're enrolled in a trial test course or a course with quizzes, you will find the “**Access Ranking**” button on your course page.
- Use this to view the leaderboard and see how you rank.

The screenshot shows a course page for 'Year 5 Trial Test Summer Holiday Week 3 Zoom Booster'. The main banner features a purple background with stars and a cartoon girl pointing up. The text on the banner reads 'Scholarly', 'YEAR 5 TRIAL TEST', and 'WEEK 3 HOLIDAY'. To the right of the banner, there is a sidebar with several sections: 'Join the Class' with a button and Zoom Passcode 123; 'Course Details' with timing (9 AM - 11 AM) and release dates; 'Leaderboard' with a green button labeled 'Access Ranking' (highlighted with a red box and an arrow); 'After Class Notes' with a button; and 'Instructions' with a button labeled 'Scholarly Instructions'. A red callout bubble with the text 'Click here!' points to the 'Access Ranking' button.

Year 5 Trial Test Summer Holiday Week 3 Zoom Booster

If you are facing any issues, [please click here to contact us ASAP.](#)



<https://www.scholarlytraining.com/whatsapp>

Quiz Leaderboard (TRIAL TEST ONLY)

- After clicking the “**Access Ranking**” button, you will be redirected to this page. Here, you can view the rankings based on the course.
- For term-based courses, it will display weeks (e.g., Week 1, Week 2, Week 3, etc.) below the subject button.
- For holiday courses, it will display days.
- When you click on any week or day, it will show the ranking for that specific quiz or trial test.

Year 5 Thinking Skills Leader board

Paid Free

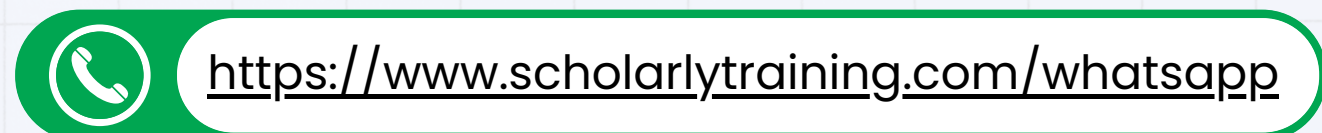
English Math Thinking Skills

Day 1 Day 2 Day 3 Day 4 Day 5

maximum of 30 points

Pos.	Name	Entered on	Points	Result
1		29 September 2024 1:40 pm	26	86.67 %
2		30 September 2024 3:49 pm	26	86.67 %
3		30 September 2024 9:09 am	25	83.33 %
4		30 September 2024 10:22 am	25	83.33 %
5		30 September 2024 10:36 am	25	83.33 %
6		30 September 2024 3:48 pm	25	83.33 %
7		29 September 2024 1:46 pm	23	76.67 %

If you are facing any issues, [please click here to contact us ASAP.](#)



Contact Us

1. Chat Support

- For the fastest response, please contact us using the chat bubble on WhatsApp: <https://www.scholarlytraining.com/whatsapp>

2. Email

- Alternatively, you may email us at: information@scholarlytraining.com

If you are facing any issues, [please click here to contact us ASAP.](https://www.scholarlytraining.com/whatsapp)



<https://www.scholarlytraining.com/whatsapp>